



## Resource Management

### *Forest Practice Program*

#### Plan Submissions (through 12/31/2020)

- **THP Submissions:** The number of THP submissions through December 31, 2020, was three (3) less than the number of submissions through December 31<sup>st</sup> of last year (225 compared to 228 in 2019).
- **NTMP/WFMP Submissions:** The total number of NTMP submissions through December 31, 2020 was five (5) less than the number of submissions through December 31, 2019 (11 compared to 16 in 2019). Eighty-seven (87) Notices of Timber Operations were submitted in 2020 compared to seventy-six (76) in 2019. Zero (0) Working Forest Management Plans were submitted in 2020.
- **Exemption Notice Submissions:** There were 1,743 exemption submissions through December 31, 2020, compared to 2,230 in 2019; a decrease of approximately 22%. There were 239 Post-Fire Recovery Exemptions that have been accepted covering approximately 428 acres, 63 Forest Fire Prevention Exemptions were accepted for approximately 6,175 acres, and 292 Utility Right-of-Way Exemptions were accepted covering approximately 475,938 acres through December 31<sup>st</sup>.
- **Emergency Notice Submissions:** Emergency Notice submissions were approximately 11% higher through December 31, 2020, than submissions over the same period last year (235 compared to 212 in 2019). Acreage in Emergencies through December 31, 2020 was approximately 81% higher than through December 2019 (56,689 acres compared to 31,282 in 2019).
- **Plan Approval:** The number of THPs approved through December 31, 2020 was ten (10) less than the number approved for the same period of 2019 (226 compared to 236 in 2019). The number of NTMPs approved was one (1) less than was approved during the same period of 2019 (11 compared to 12 in 2019).

#### Watershed Protection Program Update

- Watershed Emergency Response Team (WERT) reports have been completed for the Blue Ridge, Silverado Fires and the Bond Fire; all in southern California. The Bond Fire has a large number of high life-safety risks from debris flows and flooding. There have been numerous occurrences of fatalities and property damage due to debris flows and flooding in this area, even in the absence of fire.

- Will Olsen has nearly completed a draft of the 2020 Exemption Notice monitoring report addressing 1038(c) 0 to 150-foot fire structure protection Exemptions. A draft report will be submitted to the Board of Forestry and Fire Protection for their meeting in March.

### Timber Operator Licensing (LTO) and Forest Practice Enforcement Updates:

The following tables summarize LTO and Enforcement Activities since the last report.

Table 1: LTO License Status

Table 2: Active Civil Penalties Case Status

Status	#	Status	# of Cases
New Applications Rec'd	16	Under Review	5
Renewal Applications Rec'd	268	Developed for Signature	16
New Licenses Issued	11	CPO Signed, Mailed, Served	17
Licenses Renewed	193	Hearing(s) to be Scheduled	7
Incomplete Applications Rec'd	156	Settlement Mitigation	4
Applications Returned	42	Payments	18
Refunds Issued	0	Probation	2
Insurance Certificates Rec'd	67	Judgement Needed	10
		Final Order/Default	11
<b>Total Valid LTOs</b>	<b>995</b>	<b>Total</b>	<b>90</b>

Table 3: Forest Practice Civil Penalty Collection

Case Status	# of Cases	Amount Collected	Total Amount Due
Adjudicated	13	\$112,450	\$135,800
Default	18	\$220,635	\$265,800
Paid per CPO	9	\$98,000	\$98,000
Settled	66	\$536,645	\$600,905
<b>Totals</b>	<b>106</b>	<b>\$944,795</b>	<b>\$1,100,505</b>

Forest Practice Enforcement Program penalty collection from January 1, 2016 to December 31, 2020. Adjudicated are cases that were decided by hearing. The difference in Amount Collected and Total Amount Due indicates respondent is making payments or a judgement is needed. Penalties collected are deposited in the State's General Fund per (PRC§4601.1(d)).

### Resource Protection and Improvement Program

#### Urban and Community Forestry

- \$7.2 million of re-appropriated bond fund grants are in process of being awarded to projects that were not able to be funded in the last grant cycle.
- CAL FIRE, the USDA Forest Service, and California ReLeaf are having their annual California Arbor Week Poster Contest with a theme of "Trees Invite Me Outside". It is a contest for children 5-12 years-old and submissions are due on February 2, 2021. Details can be found at <https://arborweek.org/2021-arbor-week-poster-contest/>. California Arbor Week is March 7-14, 2021.

## **Prescribed Fire and Environmental Protection Program**

- Permits: continued progress for the new online CAL FIRE permitting continues with testing of the new dashboard and permits for the LE 62A, LE 5 and LE 7. Expected roll out is June 30, 2021.

## **Forest Biometrics Program**

- The Forest Inventory Analysis (FIA) Intensification Project 2020 field work was finished. The restrictions to access based on fire activity and COVID 19 prevented completion of 23 scheduled plots.
- Meetings on the FIA Intensification Project are ongoing with US Forest Service staff and the contractor in preparation for the 2021 season which will be scheduled to complete approximately 700 plots across the State.
- The retirement of the Forest Biometrics Specialist, whose primary responsibilities included keeping State Forest inventories current and the preparation of Option (a) plans, has slowed the progress on the development of the sustained yield modeling for LaTour and Soquel Forests.

## **Demonstration State Forests**

### ***Jackson (JDSF)***

- Two THPs under review by Forest Practice on the west side of the forest are generating public interest. Staff is working to review comments and address public concerns.
- The Red Tail Timber Sale was sold on December 19th to Conrad Forest Products. The winning bid for redwood was \$824.58. The price for Douglas-fir and whitewoods was \$40/MBF. The total value of the sale is \$1,750,464. There were four bidders for this timber sale.
- Staff is working with State Parks and Mendocino County Resource Conservation District on a grant project to upgrade Rd 720 & abandon Rd 700 near Mendocino Woodlands State Park.

### ***LaTour***

- **No timber** sales are planned for 2021 as the market is flooded with fire salvage material.

### ***Mountain Home (MHDSF)***

- Salvage operations ceased on December 16 after the Sierra Forest Products mill stopped taking log deliveries.
- The few weather events have minimized any fire related erosion to date. The first storm to hit the forest came in the form of 16" of snow which helped settle the ash and slowly wet the forest floor. Upon melting and drying, a 2-hour, strong wind event dispersed much of the remaining ash layer throughout the forest. The wind event also scattered more Giant Sequoia seed across a much larger area while casting needles, leaves and other vegetative matter to help protect susceptible ground. Subsequent storms have been infrequent and consisted of only snow.

## **Soquel**

- The Barr property land acquisition was finalized December 7, 2020.
- With the recent rains, interest in mushroom foraging permits has increased and 72 mushroom foraging permits have been issued.
- Herpetology researcher Lawrence Erickson submitted a report on the California Giant Salamander (*Dicamptodon ensatus*) study he conducted with volunteers this summer in Amaya Creek on the abundance of the salamanders and habitat characteristics.

## **Forest Pest Management**

- Several tree species in the greater Bay Area are experiencing significant death and dieback. Species include Blackwood Acacia, California Bay Laurel, Eucalyptus and Monterey Pine. The causes are being investigated however various insects and diseases appear to be involved combined with extreme weather conditions of the past few years.
- A potential new site of invasive shot hole borer/*Fusarium* complex has been found in San Luis Obispo County. If confirmed, that will officially add a new county to those infested with the invasive insect and disease complex.
- CAL FIRE, CalTrans, University of California Cooperative Extension and others worked to remove and destroy trees infested with the European strain of the Sudden Oak Death (SOD) pathogen in Del Norte County. The infestation was the first known site of SOD in Del Norte County and the first known wildland infestation of the European strain of the fungus in California.
- The Forest Entomology and Pathology staff is planning a series of long-term plots to determine the impacts the recent large-scale wildfires have had on several native and exotic insects and diseases in California.

## ***Wildfire Resilience Program***

### **Lewis A. Moran Reforestation Center (LAMRC)**

- All initial seed processing (“dewinging”) has been completed. Steps remaining include air separation of seed to separate out “filled” seed from seed fragments and other detritus and final hand cleaning when needed.
- Staff continue to prepare for the upcoming growing season. Tasks include starting of stratification of seed and cleaning/sanitizing of styroblocks.

### **California Forest Improvement Program (CFIP)**

- In 2020, the CFIP Program established 88 cost-share CFIP Agreements, encumbering \$6.14 million which will improve 20,149 acres of forestland.
- Staff has been busy coordinating with the Grants Management Unit to close-out the 2017 Timber Fund (TRFRF) and High-Speed Rail Authority (HSRA) Funding.

## **Wildfire Resilience Block Grants**

- Early in 2020, CAL FIRE staff created and offered the Wildfire Resilience Block Grants. We granted \$2.2M to the Rebuild North Bay Foundation and Plumas Firesafe Council to provide technical and financial assistance to private landowners. Aside from some timing related setbacks due to COVID-19, the projects are now underway, and we expect to start seeing invoices for work completed by spring of 2021.

## **Forest Legacy Program (FLP)**

- The Forest Legacy Program had one of its most successful years in closing eight projects for a total of 28,241 acres in 2020.
- Travis Forest conservation easement was chosen to be allocated funds for fiscal year (FY) 2021 from the Public Lands Legacy Restoration Fund. Approximately \$3.380 million was requested for FY 2021 funding and it is important to note that about 75% of the property burned in the August Complex. Mostly light to moderate in severity due to recent prescribed burn and other fuel reduction activities. Ten percent considered severely burned.
- Two projects closed in December 2020: Whiskey Creek project in Siskiyou County totaling 18,683 acres and Arrowhead Ridge project in San Bernardino County, at 78 acres.

## ***Climate and Energy Program***

- Development work for the current and next fiscal year's budget took considerable effort in December.
- Climate & Energy Program has been working on updating its website. Updates include refreshing content and adding a Forest Health map.
- Climate and Energy has been working with Office of Planning and Research to complete a multi-agency biomass Feedstock Summary.

## **Forest Health Program**

- Current Forest Health Program Jobs Reporting shows that the Program has supported a total of 780 jobs in approximately 6 months, over 225 in disadvantaged and low-income communities. The data also shows 543,050 total project work hours.
- The Forest Health Program is now fully staffed. The two new Forester I's started December 1, 2020, and one Forester I returned after successful completion of Firefighter Academy at the Ben Clarke Training Center.
- Forest Health Grantees have submitted Amendment requests for an extension of liquidating funds due to COVID-19 delays.
- Program sent out a survey to current grantees to learn if they were affected by the 2020 wildfires. Fifteen projects stated that they have been severely affected by the 2020 fire season and require a significant change in their Scope of Work. The grantees will be working with their Forest Health Area Forester in redesigning their grant.

- The Program continues to work with the CalMAPPER Technical Team to integrate Forest Health Projects into the CalMAPPER database.
- The Forest Health Program continues to work with CAL FIRE Grants Management Unit to launch a new Grants Management System in early 2021.
- The Forest Health and the Fire Prevention programs have scheduled monthly meetings to share information between programs and collaborate as needed.

### **Wood Products & Bioenergy Program**

- The Wood Products & Bioenergy Program implemented a Customer Relationship Management application to track contacts and projects.
- The Program initiated a GIS database to track existing facilities, facilities under development and potential site locations.
- The Program explored opportunities to export fire salvage logs where they cannot be utilized by in-state processing.
- The Program continued management of workforce development and technology grants.

## **Fire Protection**

### ***Fire Protection Program***

#### **Law Enforcement/Civil Cost Recovery**

- During the month of December, CAL FIRE Law Enforcement officers made 5 arrests and issued 33 citations (non-4291).
- CAL FIRE Civil Cost Recovery received \$134,811.58 in recovered fire suppression costs for the month.
- On November 9, 2020, CAL FIRE units in Shasta county responded to a wildland fire. A CAL FIRE peace officer responded to investigate. During the investigation, articles of clothing were located within the fire area and an abandoned vehicle. Officers were able to determine the identity of the vehicle's owner and later located the owner. During a subsequent interview, the vehicle owner admitted to being responsible for the ignition of the fire. The adult male was arrested for arson and booked into the Shasta County Jail without incident.
- On Saturday, November 28, 2020, the caretaker for the old Eagle Mountain Prison in Riverside county noticed five individuals leaving a boarded-up building within the grounds of the prison and was able to get a vehicle description and license plate number. After the subjects fled the area the caretaker noticed smoke coming from the building in the area where the subjects had been seen leaving. The fire destroyed a 40,000-square foot building within the prison grounds. During firefighting operations, the caretaker discovered multiple buildings had been forcibly entered and items had been removed.

The suspect vehicle was located later by California Highway Patrol and a felony stop was initiated. All five suspects were detained and transported by CAL FIRE peace officers to be interviewed. After completing the investigation and interviews, all five were arrested for arson and burglary.

- On January 11, 2021, CAL FIRE welcomed a new class of peace officer candidates to the CAL FIRE Training Center. These cadets will undergo twenty-two weeks of intensive law enforcement training at the facility.

### **Fire Protection Operations**

- The Statewide Hired Equipment program and Business Services continue to work diligently in making payments to suppliers who provided equipment this past unprecedented fire season.
- CAL FIRE's Annual Statewide Hired Equipment Workshop dates have been changed to March 29-April 2, and we are also looking at virtual options if in person is not possible.
- As of January 1, 2021, all 21 CAL FIRE Emergency Command Centers are in compliance with Assembly Bill 1168 and are able to receive text to 911 messages. Over the last 2 years a coordinated effort between CAL FIRE Information Technology (IT), Telecom, Fire Protection, State 911 Office, and Emergency Command Center (ECC) Chief representatives from LNU, MMU and SHU have accomplished the following:
  - Installation of upgrades to 911 phone system and IT network infrastructure at each ECC to be able to accept Text messages;
  - Establish and test 176 transfer connections with over 100 dispatch centers (law enforcement and fire) to allow text messages to be transferred to CAL FIRE ECCs;
  - Develop standardized text messaging language and phone system perimeters;
  - Modify Computer Aided Dispatch (CAD) to accept Text messenger location information;
  - Provide text to 911 call taker training to all Command Center Staff and text to 911 report training to ECC Chiefs;
  - Develop CAL FIRE Text to 911 press release template for use by Unit Public Information Officers (PIOs) in conjunction with the Communications Bureau;
  - Weekly coordination with the State 911 Office to conduct testing and report on CAL FIRE implementation status;
  - Assist Unit ECCs with testing and implementation processes.
- The virtual ECC Chief's workshop was held January 4-8. Approximately 75 attendees participated per day. All Fire Protection Operations programs were discussed.
- Day 1 of the statewide virtual Intel Workshop was held on January 11, 2021. The balance of the workshop will be scheduled for in person meetings sometime later in the year.

- FiResponse Tactical Analyst training materials development is underway, and Intel personnel are being trained to begin delivery to the field of a robust Tactical tool along with the FireSim and FireCast capabilities already being utilized and delivered through the RFI2 process. The CAL FIRE AVL has been integrated into the FiResponse tool, and we have engaged Tracplus to allow access in viewing our Aviation resources. An API has been created and a filtering has been added to see specific resources i.e. engines, crews, bulldozers.

#### **Aviation Management Unit (AMU)/Tactical Air Operations (TAO)**

- The Lockheed C-130 airtankers retardant drop system (RDS) contracting process with the U.S. Air Force is proving to be difficult. Delays due to COVID-19, and Air Force contract specifications over and above the FAA requirements are causing delays in this program. We have completed the bailment process of one aircraft from the Coast Guard for us to use to continue the training of our C-130 flight crews. This will be a non-tactical aircraft with no retardant tank. It will be used for flight crew training only. We have started training flights with this aircraft this month.
- COVID-19 measures that were reported on the last BOF report are still in effect at the Aviation Management Unit. We are experiencing an increase in exposures and subsequent quarantines amongst our contract workforce. Quarantine requirements due to exposures are impacting our maintenance crews and will have a negative effect on aircraft deliveries for training and fire season this spring.
- Staffing for the Southern Airbases of Hemet and Ramona are year-round, but the rest of the fixed-wing airbases have been down staffed. McClellan Air Tanker Base is staffed for reload, but no daily staffing of aircraft is planned.
- The S-70i CAL FIRE HAWK delivery is ongoing. Aircraft #4 and #5 have been delayed and are now scheduled to be picked up the week of March 8, 2021. These helicopters are destined for the Hemet and Boggs Mountain helitack bases.
- CAL FIRE has taken delivery of an S-70i flight simulator which has added a whole new dimension to the pilot and Helitack Captain training at AMU. The CAL FIRE HAWK transition training continues, and we have recently trained the Hemet Helitack Base Pilots and Fire Captains in this new flight simulator. This is a Sikorsky S-70i full cockpit flight simulator that allows us to perform pre-flight systems checks, flight simulations, post flight shutdown operations and emergency procedures without the need of an actual aircraft or conducting true flight operations. Simulated emergencies in this device can be done that are impossible or unsafe to do in the actual aircraft and are improving the cohesion of the flight crew in this new aircraft. The simulator is expected to save countless flight-time hours and avoid unnecessary maintenance costs, while reducing exposure to personnel associate with true flight operations. The training has been well received by the flight crews thus far. Boggs Mountain flight crews will begin training in the simulator in the immediate future.
- Coordination and planning continue with DGS, McClellan Park, State Fire Marshal and AMU with the leases and tenant improvements for the existing C-130/S2-T hanger and the new AMU warehouse. We are making progress on both leases.



- Development is continuing with the Department's UAS Program. The Department's Jurisdictional Certificate of Authorization (JCOA) was recently approved by the FAA. This will allow for the pre-authorized operation of UAS in "controlled airspaces" such as airports. This adds to our already existing COA that was previously approved by the FAA earlier in 2020.
- Several interagency aviation training classes have been cancelled recently due to the increase in COVID-19 concerns. Notable courses are the National Aerial Firefighting Academy (NAFA) and the National Aerial Supervision Academy. These cancellations are impactful but will not affect the availability of fixed wing airtanker/air attack assets in California this upcoming fire season. It is unknown at this time if the California Aerial Supervision Academy (CASA) will be affected this spring.

### **Mobile Equipment Program**

- Davis Mobile Equipment (DME) continues working on CAL FIRE's annual Fleet Acquisition Plans (FAP) for submittal to the Office of Fleet Administration, Department of General Services.
- The reformatting, editing and policy additions pertaining to Mobile Equipment Policy continues as a work in progress.
- Staffing at the DME shop was impacted by COVID-19 in the month of December. Adjustments were made and all personnel have returned to work.

### ***Cooperative Fire Program***

#### **Conservation Camp Program**

- The current statewide strength of CAL FIRE/California Department of Corrections and Rehabilitation (CDCR) fire crews is a total of 80. Of these 80 fire crews, only 58 have staffing levels of 12 or more inmates and are available for statewide response as Type 1 Fire Crews. In addition, all 16 California Conservation Corps (CCC) crews are staffed. COVID-19 continues to impact staffing levels daily due to quarantines.

#### ***Crew Program***

- CAL FIRE continues to staff 10 California National Guard (CNG) Crews for fuels reduction and fire response. Title 32 funding covered 100% of the cost of these crews from July 1, 2020 through September 30, 2020, and is now covering 75% of the costs through March 31, 2021, which has allowed the Department to utilize the 10 CNG Crews longer than originally anticipated.

#### ***State-Federal Program***

- CAL FIRE has updated the cooperative agreement with the California Department of Public Health (CDPH). This cooperative agreement provides CAL FIRE resources such as overhead and Incident Management Teams to fulfill CDPH's mission. The next contract to update will be the Emergency Medical Services Authority agreement (EMSA/California Medical Assistance Team) which expires June 30, 2021.

- USDA Forest Service has provided approval for the State Fire Assistance/Cooperative Fire Program Grant. The \$1 million has been allocated to CAL FIRE programs for workshops and trainings. The Grants Unit distributed the Project Solicitation Memo on January 8, 2021, and its corresponding documents, for the FY 2021-22 State Fire Assistance Grant. The proposals are due to the CAL FIRE Grants Unit no later than COB Friday, January 29, 2021.

### ***Safety/EMS Program***

- CAL FIRE's Safety Program has completed the COVID Prevention Plan as required by Cal OSHA regulations. The COVID Prevention Plan is required to keep CAL FIRE in compliance with new Cal OSHA regulations related to COVID prevention and reporting procedures. The prevention measures outlined in the document include physical distancing, face coverings, screenings, ventilation periodic inspections, notifications and reporting. Employees are required to review and comply with the COVID-19 prevention plan.
- The CAL FIRE Emergency Medical Services (EMS) Program continues to work on several items related to implementation of the electronic Patient Care Report project pursuant to Assembly Bill 1129, Emergency Medical Services, Data and Information Systems. Staff has begun initial CAL FIRE Unit EMS Coordinator and End User Training development. Recent challenges have been discovered between the integration of ePCR and other electronic reporting systems within the Department. EMS Program staff are working to resolve the issues in order to create a seamless product for the field. This project will help CAL FIRE better track medical aid responses as well as transfer patient care reports electronically within the pre-hospital health care setting.

### ***Training Program***

- The CAL FIRE Training Center has put in place new directives, guidance documentation and guidelines to address recent California Occupational Safety and Health Standards Board (Cal OSHA), Title 8 regulations, related to COVID-19. All employees and students will be working in designated work locations and in designated pods. Implementation of facial recognition temperature scanners at both the Training Center and Training Center South have been put in place, and all students and employees will check in by walking up to these daily.
- The first virtual Leadership Level 1 class with 16 students is moving forward. This class will be presented online in conjunction with the Ken Blanchard Company. This is a big milestone after over a year and half of course development.
- The CAL FIRE Training Center has reduced class sizes and limited the number of classes it will be offering at the beginning of 2021 due to COVID-19. Priorities include finishing the Company Officer and Heavy Fire Equipment Operator Academies from last year, as well as continuing core Fire Fighter and Law Enforcement Trainings. These classes are scheduled to begin in January with a reduced class size to accommodate social distancing and safe work practices.

# **Office of the State Fire Marshal**

## ***Wildfire Planning and Engineering Division***

- Work continues with Cal OES, Housing and Community Development, Department of Insurance, California Fire Safe Council, Insurance Institute for Business and Home Safety, National Institute of Standards and Technology, and the California Building Industry Association to implement the provisions of AB 38 (Wood, 2019) to develop the foundation for a Wildfire Mitigation Financial Assistance Program that encourages cost-effective structure hardening/retrofitting and facilitates vegetation management (DSpace and neighborhood/community fuel reduction/modification).

## **Wildfire Prevention Engineering**

- The DSpace program continues to see success despite COVID-19 and the historic 2020 fire season with roughly 20,000 more inspections completed this year over last.
  - To date 2019 Compliant 124,803, Non-Compliant 27,908, Total 152,711.
  - To date 2020 Compliant 144,366, Non-Compliant 26,507, Total 170,942.
- DINS was fully engaged on all CAL FIRE incidents and saw a record number of 20 DINS deployments in 2020.
  - 2019: Destroyed 555, Damaged 247, Total 802.
  - 2020: Destroyed 9,494, Damaged 1,127, Total 10,621.
- In May, we made a DSpace Self-Assessment Survey available online. For 2020, we have had 905 completed surveys with 658 of those occurring since August.
- Continued work with NIST, USFS, and IBHS on a multi-year Structure Separation Experiment.
- Staff continue working on automating all Department burn permits. Currently, the process had been developed and is in the testing phase. The goal is to increase the ease with which the public can obtain a burn permit (online), streamline the process, create an electronic geospatial database, and allow for better reporting.

## ***Fire Plan***

- CAL FIRE Units are currently validating all ignition points and aggregating all fire perimeters for 2020.
- All 2020 Unit Fire Plans are available on the OSFM website.
- The annual Fire Plan workshop that was due to be held November 30-December 4, 2020, was postponed due to COVID concerns. Workshop has been rescheduled for March 15-19, 2021. This training supports Unit and Contract County Pre-Fire Engineers.

## **California Incident Data & Statistics**

- Statewide, all fire departments continue to capture all COVID-19-related contacts for incident reporting purposes.
- The [2019 Redbook](#) has been published and is available on the CAL FIRE website.

- Staff are working with region and law enforcement staff to ensure fire reports and capturing correct acreage from this past year's siege are completed in CALFIRS.

### **Land Use Planning**

- Continued discussions with the Office of Planning and Research to update the "Fire Hazard Planning - General Plan Technical Advice Series" document, as required by AB 2911.
- Ongoing discussions, assistance, presentations and meetings with various jurisdictions' statewide for Safety Element, LHMP, General Plan, Firewise, CALBO, Stats and Regs courses and Land Use Planning overview.
- Collaborated with Board of Forestry staff on the ongoing re-write of PRC 4290 – T-14 §1270 Fire Safe Regulations.
- Staff are currently conducting surveys in four counties of subdivisions located in the SRA and VHFHSZs in the LRA with more than 30 dwelling units without a secondary egress route that are at significant risk of wildfire. This is in response to AB 2911 and the addition of PRC 4290.5.
- California ended 2020 with 382 NFPA Firewise USA recognized communities.

### **Fire Prevention Grants**

- Staff continue working on success stories from previous grants that have been awarded.
- Fire Prevention Staff, Grants Management Unit, and other CAL FIRE Grant Program Staff have been learning and testing the new Grants Management System.
- The Governor's proposed 2021/22 budget includes funding for Fire Prevention Grants for the current fiscal year and next fiscal year.



# Fuels Reduction Activity Report - Executive Summary (V3) %

## NORTHERN REGION

July 01, 2020 - December 31, 2020

Treatment Objective	Treated Acres	Personnel Hours	Equipment Hours
Broadcast Burn	3,200	5,814	2,391
Fuel Break	191	2,189	1,920
Fuel Reduction	1,926	16,972	17,164
Right of Way Clearance	167	2,708	1,940
<b>Northern Region Totals</b>	<b>5,484</b>	<b>27,683</b>	<b>23,415</b>

## SOUTHERN REGION

July 01, 2020 - December 31, 2020

Treatment Objective	Treated Acres	Personnel Hours	Equipment Hours
Broadcast Burn	845	2,316	702
Fuel Break	495	5,784	3,566
Fuel Reduction	1,709	37,120	17,233
Right of Way Clearance	217	5,136	2,538
<b>Southern Region Totals</b>	<b>3,266</b>	<b>50,356</b>	<b>24,039</b>

## STATEWIDE SUMMARY

July 01, 2020 - December 31, 2020

Treatment Objective	Treated Acres	Personnel Hours	Equipment Hours
Broadcast Burn	4,045	8,130	3,093
Fuel Break	686	7,973	5,486
Fuel Reduction	3,635	54,092	34,397
Right of Way Clearance	384	7,844	4,478
<b>Statewide Totals</b>	<b>8,750</b>	<b>78,039</b>	<b>47,454</b>

## STATEWIDE TARGET SUMMARY REVIEW

July 01, 2020 - December 31, 2020

	CAL FIRE Target Acres	Treated Acres	% CAL FIRE Target Acres
<b>Broadcast Burn</b>	<b>30,000</b>	<b>4,045</b>	<b>13.48 %</b>
<b>*Combined Fuel Reduction</b>	<b>20,000</b>	<b>4,705</b>	<b>23.53 %</b>

\*Fuel Reduction, Fuel Break and Right of Way Clearance all contribute to the Combined Fuel Reduction Target acres.

Totals include contract counties.



# Fuels Reduction Activity Report - Region Summary by Unit (V3)

NORTHERN REGION

July 01, 2020 - December 31, 2020

AEU	Treatment Objective	Treated Acres	Personnel Hrs	Equipment Hrs		
	Broadcast Burn	132	686	272		
	*Combined Fuel Reduction	226	2,998	3,697		
BTU	Treatment Objective	Treated Acres	Personnel Hrs	Equipment Hrs		
	Broadcast Burn	68	0	0		
	*Combined Fuel Reduction	80	1,738	1,007		
CZU	Treatment Objective	Treated Acres	Personnel Hrs	Equipment Hrs		
	Broadcast Burn	0	0	0		
	*Combined Fuel Reduction	24	276	622		
HUU	Treatment Objective	Treated Acres	Personnel Hrs	Equipment Hrs		
	Broadcast Burn	813	2,102	759		
	*Combined Fuel Reduction	148	1,047	2,103		
LMU	Treatment Objective	Treated Acres	Personnel Hrs	Equipment Hrs		
	Broadcast Burn	227	95	89		
	*Combined Fuel Reduction	80	209	626		
LNU	Treatment Objective	Treated Acres	Personnel Hrs	Equipment Hrs		
	Broadcast Burn	233	0	0		
	*Combined Fuel Reduction	180	3,039	2,777		
MEU	Treatment Objective	Treated Acres	Personnel Hrs	Equipment Hrs		
	Broadcast Burn	195	1,059	443		
	*Combined Fuel Reduction	108	3,081	1,403		
MRN	Treatment Objective	Treated Acres	Personnel Hrs	Equipment Hrs		
	Broadcast Burn	0	0	0		
	*Combined Fuel Reduction	21	0	0		
NEU	Treatment Objective	Treated Acres	Personnel Hrs	Equipment Hrs		
	Broadcast Burn	6	249	99		
	*Combined Fuel Reduction	275	1,690	2,570		
SCU	Treatment Objective	Treated Acres	Personnel Hrs	Equipment Hrs		
	Broadcast Burn	0	0	0		
	*Combined Fuel Reduction	0	0	0		
SHU	Treatment Objective	Treated Acres	Personnel Hrs	Equipment Hrs		
	Broadcast Burn	596	163	79		
	*Combined Fuel Reduction	435	3,941	2,312		
SKU	Treatment Objective	Treated Acres	Personnel Hrs	Equipment Hrs		
	Broadcast Burn	553	457	210		
	*Combined Fuel Reduction	525	2,240	2,507		
TGU	Treatment Objective	Treated Acres	Personnel Hrs	Equipment Hrs		
	Broadcast Burn	377	1,003	440		
	*Combined Fuel Reduction	182	1,610	1,400		
Northern Region Totals		CAL FIRE Target Acres	Treated Acres	% CAL FIRE Target Acres	Personnel Hrs	Equipment Hrs
Broadcast Burn		30,000	3,200	10.67 %	5,814	2,391
*Combined Fuel Reduction		20,000	2,284	11.42 %	21,869	21,024
			<b>5,484</b>		<b>27,683</b>	<b>23,415</b>

\*Fuel Reduction, Fuel Break and Right of Way Clearance all contribute to the Combined Fuel Reduction Target acres.

SOUTHERN REGION

July 01, 2020 - December 31, 2020

BDU	Treatment Objective	Treated Acres	Personnel Hrs	Equipment Hrs		
Broadcast Burn		0	0	0		
*Combined Fuel Reduction		15	738	255		
BEU	Treatment Objective	Treated Acres	Personnel Hrs	Equipment Hrs		
Broadcast Burn		0	0	0		
*Combined Fuel Reduction		287	1,332	480		
FKU	Treatment Objective	Treated Acres	Personnel Hrs	Equipment Hrs		
Broadcast Burn		0	0	0		
*Combined Fuel Reduction		236	2,596	1,045		
KRN	Treatment Objective	Treated Acres	Personnel Hrs	Equipment Hrs		
Broadcast Burn		0	0	0		
*Combined Fuel Reduction		0	0	0		
LAC	Treatment Objective	Treated Acres	Personnel Hrs	Equipment Hrs		
Broadcast Burn		0	0	0		
*Combined Fuel Reduction		7	168	136		
MMU	Treatment Objective	Treated Acres	Personnel Hrs	Equipment Hrs		
Broadcast Burn		159	733	158		
*Combined Fuel Reduction		147	1,251	2,385		
MVU	Treatment Objective	Treated Acres	Personnel Hrs	Equipment Hrs		
Broadcast Burn		0	0	0		
*Combined Fuel Reduction		153	3,564	1,537		
ORC	Treatment Objective	Treated Acres	Personnel Hrs	Equipment Hrs		
Broadcast Burn		0	0	0		
*Combined Fuel Reduction		67	1,925	506		
RRU	Treatment Objective	Treated Acres	Personnel Hrs	Equipment Hrs		
Broadcast Burn		0	0	0		
*Combined Fuel Reduction		197	2,960	2,330		
SBC	Treatment Objective	Treated Acres	Personnel Hrs	Equipment Hrs		
Broadcast Burn		512	170	30		
*Combined Fuel Reduction		327	18,347	3,179		
SLU	Treatment Objective	Treated Acres	Personnel Hrs	Equipment Hrs		
Broadcast Burn		37	140	57		
*Combined Fuel Reduction		65	3,418	1,245		
TCU	Treatment Objective	Treated Acres	Personnel Hrs	Equipment Hrs		
Broadcast Burn		137	1,273	457		
*Combined Fuel Reduction		751	10,978	10,049		
TUU	Treatment Objective	Treated Acres	Personnel Hrs	Equipment Hrs		
Broadcast Burn		0	0	0		
*Combined Fuel Reduction		132	623	138		
VNC	Treatment Objective	Treated Acres	Personnel Hrs	Equipment Hrs		
Broadcast Burn		0	0	0		
*Combined Fuel Reduction		37	140	52		
Southern Region Totals		CAL FIRE Target Acres	Treated Acres	% CAL FIRE Target Acres	Personnel Hrs	Equipment Hrs
Broadcast Burn		30,000	845	2.82 %	2,316	702
*Combined Fuel Reduction		20,000	2,421	12.11 %	48,040	23,337
			<b>3,266</b>		<b>50,356</b>	<b>24,039</b>

\*Fuel Reduction, Fuel Break and Right of Way Clearance all contribute to the Combined Fuel Reduction Target acres .

## FUELS REDUCTION ACTIVITY REPORT DEFFINITIONS

### Fuels Reduction Activity Reports

**Fuels Reduction Activity Report - Executive Summary:** This report provides fuels reduction accomplishments for each CAL MAPPER treatment objective included in the Mandatory Fuels Reduction Targets. Information is presented for each CAL FIRE administrative Region with a statewide summary for the Broadcast Prescribed Fire Target and Combined Fuel Reduction Target accomplished in the period requested and as of the report run date. This report is run monthly and provided to CAL FIRE Executive.

**Fuels Reduction Activity Report - Unit Summary:** This report provides fuels reduction accomplishments for each CAL MAPPER treatment objective included in the Mandatory Fuels Reduction Targets for each CAL FIRE administrative Unit with a summary for the Broadcast Prescribed Fire Target and Combined Fuel Reduction Target accomplished in the time period requested as of the report run date. This report is included in the monthly reports to CAL FIRE Executive.

### Definitions

**Treatment Objectives -Assigned in CalMAPPER to a location and group of activities conducted to accomplish a specific objective.**

**Broadcast Burn** - Work conducted in an area where the primary objective is reducing fuel loads through prescribed broadcast burning.

**Fuel reduction** - Work conducted in an area where the primary objective is to reduce fuel loads. This objective excludes prescribed broadcast burning. However, fuels reduction may be used to record activities conducted to reduce fuel loads or change fuel arrangement in advance of a prescribed fire treatment objective.

**Fuel Break** - Work conducted to modify flammable vegetation to create a defensible space to reduce fire spread to structures and/or natural resources, and to provide a safer location to fight fire. Fuel breaks are strategically placed, typically along a ridge, valley bottom, access road, or community.

**Right of Way Clearance** - Work conducted within the right of way along fire roads, county roads, or highways for purposes of improved ingress and egress. Right of Way Clearance is not done with the intent of stopping a fire at the location of work but instead focuses on ingress and egress enhancement.

**Treated Acres** - This number represents the total acreage of fuel reduction activities (Chipping, Mastication, Thinning, Piling, Burning, etc.) completed within each Treatment Polygon, summarized by Treatment Objective (Broadcast Burn, Fuel Reduction, Fuel Break, Right of Way Clearance). &

**Personnel Hrs** - This number reports amount of personnel time used to complete treated acres. This value is summarized from eFC-33 time records. Only treatments with eFC-33 treatment numbers or incident numbers recorded in CalMAPPER and eFC-33 database are included. Contract County information is captured by spreadsheet. &

**Equipment Hrs** - This number reports the amount of equipment time used to complete treated acres and comes from eFC-33 database. Contract County information is captured by spreadsheet. &

**Targets** - Mandatory Fuels Reduction Targets are established annually by CAL FIRE Director for acres of broadcast prescribed burning, acres of fuels treatment including chipping, thinning, pile burning, fuel breaks etc. and defensible space inspections.

**Broadcast Burn Target** - Mandatory Fuels Reduction Statewide Target for annual acres of Broadcast Burn Prescribe fire.

**Combine Fuel Reduction Target** - Mandatory Fuels Reduction Statewide Target for annual acres of Fuels Reduction. This includes Fuel Break, Fuel Reduction and Right of Way Clearance treatment objectives from CalMAPPER.

### Information included in this report

- Information is updated on the 5th of each month and provided to eFC33 for reporting
- Only includes Active and Completed treatment activities in the period of interest
- Only includes activities identified in CalMAPPER with a treatment objective of broadcast burn, fuel reduction, fuel break and right of way clearance
- Only includes activities where CAL FIRE or Contract County gray book resources are committed
- Excludes CFIP (California Forest Improvement Program) projects
- Excludes Fire Prevention Fee grants, Green House Reduction Fund Grants and work conducted by non-CAL FIRE entities unless CAL FIRE resources were used
- Fire Crew personnel hours are only recorded for Crew captains





Department of Forestry and Fire Protection  
 Defensible Space Inspection  
 Defensible Space Activity Report - Summary

**STATEWIDE SUMMARY**

07/01/2020 - 12/31/2020

	Un - inspected Totals	Non Compliant Totals	Compliant Totals	Inspection Totals	Citation Count	Inspection Hrs:Min	Education Hrs:Min	VIP Hrs:Min
<b>NORTHERN REGION</b>								
CNR CAL FIRE	1,282	3,794	24,667	29,743	15	5,064:00	2,897:05	46:00
CNR Contract County	247	5,508	1,880	7,635	0	1,791:45	1,402:50	0:00
<b>NORTHERN Totals</b>	<b>1,529</b>	<b>9,302</b>	<b>26,547</b>	<b>37,378</b>	<b>15</b>	<b>6,855:45</b>	<b>4,299:55</b>	<b>46:00</b>
<b>SOUTHERN REGION</b>								
CSR CAL FIRE	1,769	5,925	48,077	55,771	50	9,116:20	1,126:40	0:00
CSR Contract County	398	846	13,209	14,453	335	1,204:10	94:10	0:00
<b>SOUTHERN Totals</b>	<b>2,167</b>	<b>6,771</b>	<b>61,286</b>	<b>70,224</b>	<b>385</b>	<b>10,320:30</b>	<b>1,220:50</b>	<b>0:00</b>
<b>Report Totals</b>	<b>3,696</b>	<b>16,073</b>	<b>87,833</b>	<b>107,602</b>	<b>400</b>	<b>17,176:15</b>	<b>5,520:45</b>	<b>46:00</b>

STATEWIDE TARGET	Target Inspections	Inspections Completed	% Complete
Defensible Space Inspections	250,000	107,602	43 %



Department of Forestry and Fire Protection ( )  
 Defensible Space Inspection ( )  
 Defensible Space Activity Report - Summary

**STATEWIDE SUMMARY, continued**

07/01/2020 - 12/31/2020

	<b>Un - inspected Totals</b>	<b>Non Compliant Totals</b>	<b>Compliant Totals</b>	<b>Inspection Totals</b>	<b>Citation Count</b>	<b>Inspection Hrs:Min</b>	<b>Education Hrs:Min</b>	<b>VIP Hrs:Min</b>
<b><u>NORTHERN REGION</u></b>								
<b><u>CAL FIRE</u></b>								
DSI Totals	817	3,360	21,180	25,357	11	3,963:30	1,489:10	0:00
Other Totals	465	434	3,487	4,386	4	1,100:30	1,407:55	46:00
<b>CAL FIRE Totals</b>	<b>1,282</b>	<b>3,794</b>	<b>24,667</b>	<b>29,743</b>	<b>15</b>	<b>5,064:00</b>	<b>2,897:05</b>	<b>46:00</b>
<b><u>Contract County</u></b>								
DSI Totals	246	5,506	1,880	7,632	0	1,791:10	1,402:20	0:00
Other Totals	1	2	0	3	0	0:35	0:30	0:00
<b>Contract County Totals</b>	<b>247</b>	<b>5,508</b>	<b>1,880</b>	<b>7,635</b>	<b>0</b>	<b>1,791:45</b>	<b>1,402:50</b>	<b>0:00</b>
<b>NORTHERN Totals</b>	<b>1,529</b>	<b>9,302</b>	<b>26,547</b>	<b>37,378</b>	<b>15</b>	<b>6,855:45</b>	<b>4,299:55</b>	<b>46:00</b>
<b><u>SOUTHERN REGION</u></b>								
<b><u>CAL FIRE</u></b>								
DSI Totals	1,534	4,843	39,081	45,458	31	7,610:40	808:05	0:00
Other Totals	235	1,082	8,996	10,313	19	1,505:40	318:35	0:00
<b>CAL FIRE Totals</b>	<b>1,769</b>	<b>5,925</b>	<b>48,077</b>	<b>55,771</b>	<b>50</b>	<b>9,116:20</b>	<b>1,126:40</b>	<b>0:00</b>
<b><u>Contract County</u></b>								
DSI Totals	305	23	6,062	6,390	0	0:00	0:00	0:00
Other Totals	93	823	7,147	8,063	335	1,204:10	94:10	0:00
<b>Contract County Totals</b>	<b>398</b>	<b>846</b>	<b>13,209</b>	<b>14,453</b>	<b>335</b>	<b>1,204:10</b>	<b>94:10</b>	<b>0:00</b>
<b>SOUTHERN Totals</b>	<b>2,167</b>	<b>6,771</b>	<b>61,286</b>	<b>70,224</b>	<b>385</b>	<b>10,320:30</b>	<b>1,220:50</b>	<b>0:00</b>



Department of Forestry and Fire Protection ( )  
 Defensible Space Inspection ( )  
 Defensible Space Activity Report - Summary

**UNIT SUMMARY**

07/01/2020 - 12/31/2020

	Un - inspected Totals	Non Compliant Totals	Compliant Totals	Inspection Totals	Citation Count	Inspection Hrs:Min	Education Hrs:Min	VIP Hrs:Min
<b>NORTHERN REGION</b>								
<b><u>CAL FIRE</u></b>								
AEU	66	690	866	1,622	0	370:40	102:00	0:00
BTU	144	527	1,487	2,158	0	751:45	135:00	0:00
CZU	2	76	796	874	0	193:30	110:50	0:00
HUU	44	135	827	1,006	0	201:20	41:20	0:00
LMU	0	241	1,284	1,525	0	264:45	105:20	0:00
LNU	197	565	1,982	2,744	3	539:30	432:40	0:00
MEU	0	0	0	0	0	0:00	237:00	42:00
NEU	305	735	8,248	9,288	3	1,211:45	555:25	0:00
SCU	171	57	2,157	2,385	0	574:50	123:25	0:00
SHU	163	231	1,038	1,432	3	287:25	797:00	0:00
SKU	111	223	4,446	4,780	0	415:00	24:55	0:00
TGU	79	314	1,536	1,929	6	253:30	232:10	4:00
<b>CAL FIRE Totals</b>	<b>1,282</b>	<b>3,794</b>	<b>24,667</b>	<b>29,743</b>	<b>15</b>	<b>5,064:00</b>	<b>2,897:05</b>	<b>46:00</b>
<b><u>Contract County</u></b>								
MRN	247	5,508	1,880	7,635	0	1,791:45	1,402:50	0:00
<b>Contract County Totals</b>	<b>247</b>	<b>5,508</b>	<b>1,880</b>	<b>7,635</b>	<b>0</b>	<b>1,791:45</b>	<b>1,402:50</b>	<b>0:00</b>
<b>NORTHERN REGION Totals</b>	<b>1,529</b>	<b>9,302</b>	<b>26,547</b>	<b>37,378</b>	<b>15</b>	<b>6,855:45</b>	<b>4,299:55</b>	<b>46:00</b>



Department of Forestry and Fire Protection ( )  
 Defensible Space Inspection ( )  
 Defensible Space Activity Report - Summary

**UNIT SUMMARY**

07/01/2020 - 12/31/2020

	Un - inspected Totals	Non Compliant Totals	Compliant Totals	Inspection Totals	Citation Count	Inspection Hrs:Min	Education Hrs:Min	VIP Hrs:Min
<b>SOUTHERN REGION</b>								
<b><u>CAL FIRE</u></b>								
BDU	53	466	13,776	14,295	1	1,244:40	71:15	0:00
BEU	276	736	3,120	4,132	0	965:45	115:55	0:00
FKU	333	511	972	1,816	0	191:35	23:45	0:00
MMU	230	474	2,591	3,295	30	803:40	53:30	0:00
MVU	545	1,144	18,991	20,680	4	3,788:30	395:15	0:00
RRU	111	83	2,659	2,853	0	692:25	55:55	0:00
SLU	3	114	824	941	0	115:00	10:55	0:00
TCU	77	2,045	2,717	4,839	0	522:40	62:55	0:00
TUU	141	352	2,427	2,920	15	792:05	337:15	0:00
<b>CAL FIRE Totals</b>	<b>1,769</b>	<b>5,925</b>	<b>48,077</b>	<b>55,771</b>	<b>50</b>	<b>9,116:20</b>	<b>1,126:40</b>	<b>0:00</b>
<b><u>Contract County</u></b>								
KRN	0	334	3,619	3,953	335	988:15	0:00	0:00
ORC	0	483	1,577	2,060	0	215:55	94:10	0:00
SBC	398	29	8,013	8,440	0	0:00	0:00	0:00
<b>Contract County Totals</b>	<b>398</b>	<b>846</b>	<b>13,209</b>	<b>14,453</b>	<b>335</b>	<b>1,204:10</b>	<b>94:10</b>	<b>0:00</b>
<b>SOUTHERN REGION Totals</b>	<b>2,167</b>	<b>6,771</b>	<b>61,286</b>	<b>70,224</b>	<b>385</b>	<b>10,320:30</b>	<b>1,220:50</b>	<b>0:00</b>



**JOB POSITION SUMMARY**

07/01/2020 - 12/31/2020

	Un - inspected Totals	Non Compliant Totals	Compliant Totals	Inspection Totals	Citation Count	Inspection Hrs:Min	Education Hrs:Min	VIP Hrs:Min
<b>NORTHERN REGION</b>								
<b><u>CAL FIRE</u></b>								
<b>DSI</b>								
AEU	66	671	743	1,480	0	350:35	95:15	0:00
BTU	144	517	1,249	1,910	0	480:25	127:55	0:00
CZU	2	76	782	860	0	192:20	108:50	0:00
HUU	20	27	118	165	0	34:50	14:00	0:00
LMU	0	174	801	975	0	139:20	56:50	0:00
LNU	61	487	872	1,420	0	265:30	150:40	0:00
NEU	28	592	7,527	8,147	2	996:50	484:55	0:00
SCU	143	52	2,080	2,275	0	552:10	112:00	0:00
SHU	163	227	1,030	1,420	3	283:55	110:30	0:00
SKU	111	223	4,445	4,779	0	414:30	24:25	0:00
TGU	79	314	1,533	1,926	6	253:05	203:50	0:00
<b>DSI Totals</b>	<b>817</b>	<b>3,360</b>	<b>21,180</b>	<b>25,357</b>	<b>11</b>	<b>3,963:30</b>	<b>1,489:10</b>	<b>0:00</b>
<b>Other</b>								
AEU	0	19	123	142	0	20:05	6:45	0:00
BTU	0	10	238	248	0	271:20	7:05	0:00
CZU	0	0	14	14	0	1:10	2:00	0:00
HUU	24	108	709	841	0	166:30	27:20	0:00
LMU	0	67	483	550	0	125:25	48:30	0:00
LNU	136	78	1,110	1,324	3	274:00	282:00	0:00
MEU	0	0	0	0	0	0:00	237:00	42:00
NEU	277	143	721	1,141	1	214:55	70:30	0:00
SCU	28	5	77	110	0	22:40	11:25	0:00
SHU	0	4	8	12	0	3:30	686:30	0:00
SKU	0	0	1	1	0	0:30	0:30	0:00
TGU	0	0	3	3	0	0:25	28:20	4:00
<b>Other Totals</b>	<b>465</b>	<b>434</b>	<b>3,487</b>	<b>4,386</b>	<b>4</b>	<b>1,100:30</b>	<b>1,407:55</b>	<b>46:00</b>
<b>CAL FIRE Totals</b>	<b>1,282</b>	<b>3,794</b>	<b>24,667</b>	<b>29,743</b>	<b>15</b>	<b>5,064:00</b>	<b>2,897:05</b>	<b>46:00</b>
<b><u>Contract County</u></b>								
<b>DSI</b>								
MRN	246	5,506	1,880	7,632	0	1,791:10	1,402:20	0:00
<b>DSI Totals</b>	<b>246</b>	<b>5,506</b>	<b>1,880</b>	<b>7,632</b>	<b>0</b>	<b>1,791:10</b>	<b>1,402:20</b>	<b>0:00</b>
<b>Other</b>								
MRN	1	2	0	3	0	0:35	0:30	0:00
<b>Other Totals</b>	<b>1</b>	<b>2</b>	<b>0</b>	<b>3</b>	<b>0</b>	<b>0:35</b>	<b>0:30</b>	<b>0:00</b>
<b>Contract County Totals</b>	<b>247</b>	<b>5,508</b>	<b>1,880</b>	<b>7,635</b>	<b>0</b>	<b>1,791:45</b>	<b>1,402:50</b>	<b>0:00</b>
<b>NORTHERN REGION Totals</b>	<b>1,529</b>	<b>9,302</b>	<b>26,547</b>	<b>37,378</b>	<b>15</b>	<b>6,855:45</b>	<b>4,299:55</b>	<b>46:00</b>



Department of Forestry and Fire Protection ( )  
 Defensible Space Inspection ( )  
 Defensible Space Activity Report - Summary

**JOB POSITION SUMMARY**

07/01/2020 - 12/31/2020

	Un - inspected Totals	Non Compliant Totals	Compliant Totals	Inspection Totals	Citation Count	Inspection Hrs:Min	Education Hrs:Min	VIP Hrs:Min
<b>SOUTHERN REGION</b>								
<b><u>CAL FIRE</u></b>								
<b>DSI</b>								
BDU	53	457	13,699	14,209	1	1,231:00	61:05	0:00
BEU	276	716	2,582	3,574	0	859:00	109:30	0:00
FKU	333	510	972	1,815	0	191:30	23:40	0:00
MMU	215	425	2,268	2,908	30	735:00	44:05	0:00
MVU	418	708	12,463	13,589	0	2,773:50	274:30	0:00
RRU	23	65	2,625	2,713	0	675:55	54:00	0:00
TCU	75	1,629	2,064	3,768	0	370:25	41:40	0:00
TUU	141	333	2,408	2,882	0	774:00	199:35	0:00
<b>DSI Totals</b>	<b>1,534</b>	<b>4,843</b>	<b>39,081</b>	<b>45,458</b>	<b>31</b>	<b>7,610:40</b>	<b>808:05</b>	<b>0:00</b>
<b>Other</b>								
BDU	0	9	77	86	0	13:40	10:10	0:00
BEU	0	20	538	558	0	106:45	6:25	0:00
FKU	0	1	0	1	0	0:05	0:05	0:00
MMU	15	49	323	387	0	68:40	9:25	0:00
MVU	127	436	6,528	7,091	4	1,014:40	120:45	0:00
RRU	88	18	34	140	0	16:30	1:55	0:00
SLU	3	114	824	941	0	115:00	10:55	0:00
TCU	2	416	653	1,071	0	152:15	21:15	0:00
TUU	0	19	19	38	15	18:05	137:40	0:00
<b>Other Totals</b>	<b>235</b>	<b>1,082</b>	<b>8,996</b>	<b>10,313</b>	<b>19</b>	<b>1,505:40</b>	<b>318:35</b>	<b>0:00</b>
<b>CAL FIRE Totals</b>	<b>1,769</b>	<b>5,925</b>	<b>48,077</b>	<b>55,771</b>	<b>50</b>	<b>9,116:20</b>	<b>1,126:40</b>	<b>0:00</b>
<b><u>Contract County</u></b>								
<b>DSI</b>								
SBC	305	23	6,062	6,390	0	0:00	0:00	0:00
<b>DSI Totals</b>	<b>305</b>	<b>23</b>	<b>6,062</b>	<b>6,390</b>	<b>0</b>	<b>0:00</b>	<b>0:00</b>	<b>0:00</b>
<b>Other</b>								
KRN	0	334	3,619	3,953	335	988:15	0:00	0:00
ORC	0	483	1,577	2,060	0	215:55	94:10	0:00
SBC	93	6	1,951	2,050	0	0:00	0:00	0:00
<b>Other Totals</b>	<b>93</b>	<b>823</b>	<b>7,147</b>	<b>8,063</b>	<b>335</b>	<b>1,204:10</b>	<b>94:10</b>	<b>0:00</b>
<b>Contract County Totals</b>	<b>398</b>	<b>846</b>	<b>13,209</b>	<b>14,453</b>	<b>335</b>	<b>1,204:10</b>	<b>94:10</b>	<b>0:00</b>
<b>SOUTHERN REGION Totals</b>	<b>2,167</b>	<b>6,771</b>	<b>61,286</b>	<b>70,224</b>	<b>385</b>	<b>10,320:30</b>	<b>1,220:50</b>	<b>0:00</b>



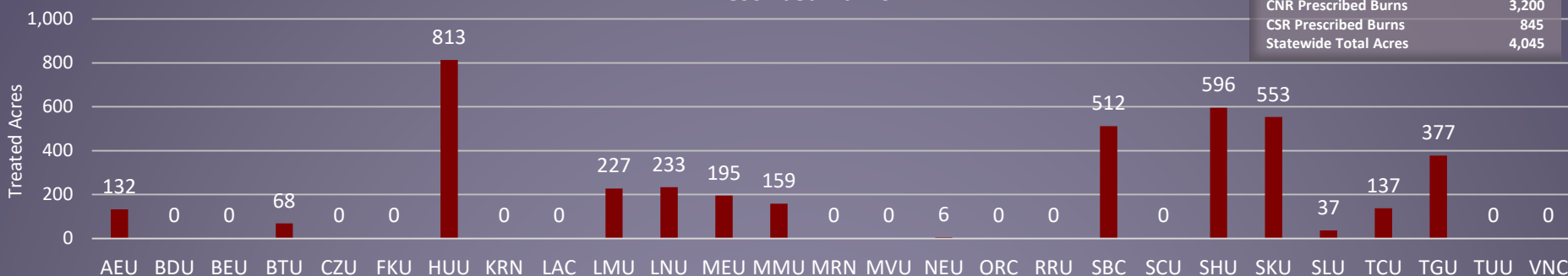
**DEFINITIONS:**

CAL FIRE Citations	Criminal citation issued by a CAL FIRE peace officer due to continued non-compliance with PRC 4291. Defendant must go to court and possibly pay a fine.
Compliant Inspections	Inspections conducted on properties that are compliant with PRC 4291. (
Contact County Citation (	Administrative action taken by the county due to continued non-compliance with PRC 4291. Involves hiring a company to abate the hazard(s) on the property and bill the property owner for the work performed.
Defensible Space Inspection	The inspection of a property to ensure compliance with PRC 4291. (
Defensible Space Inspector (DSI)	Personnel hired to exclusively perform defensible space inspections. (
Education Hours	All CAL FIRE paid and VIP incident hours (FC42) Hours @ DSpace Inspection (Contact Hours) and Education Hours tracked using Survey 123.
Inspection Hours (	Hours conducting defensible space inspections. (
Inspection Total (	Total number of compliant, non-compliant and uninspected inspections. (
Inspections, DSI (	Defensible space inspections performed by DSIs. (
Inspections, Other	Defensible space inspections performed by engine companies, prevention personnel, or employees other than DSIs.
Non-Compliant Inspections	Inspections conducted on properties that are not compliant with PRC 4291. (
Uninspected (	Inspections that could not be conducted on properties for compliance with PRC 4291 due to uncooperative property owner, locked gate, noted fortification, inaccessible, animals, or another reason.
VIP Hours (	Education Hours performed by VIP (Non Incident Hours) (
Volunteer in Prevention (VIP)	Individual citizens and public service groups that supplement and extend CAL FIRE's fire prevention and public education program. Non-incident related.

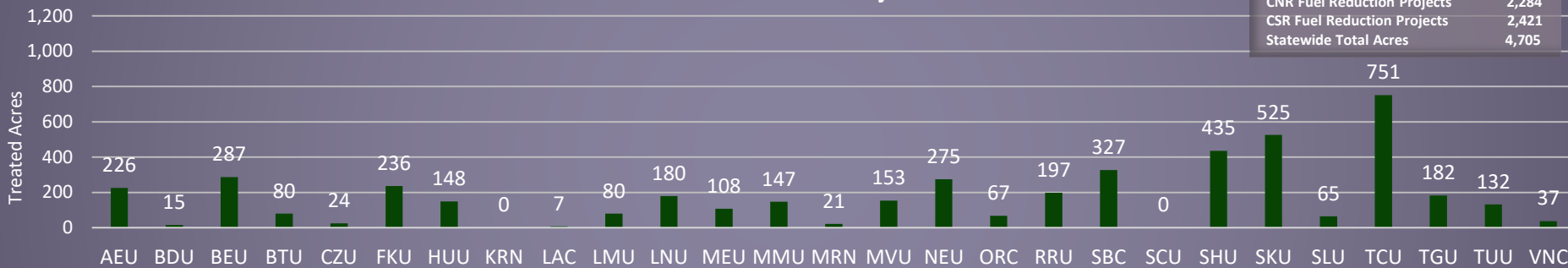


# Fire Prevention Target Goals – FY 2020-2021 (July 1, 2020 – December 31, 2020)

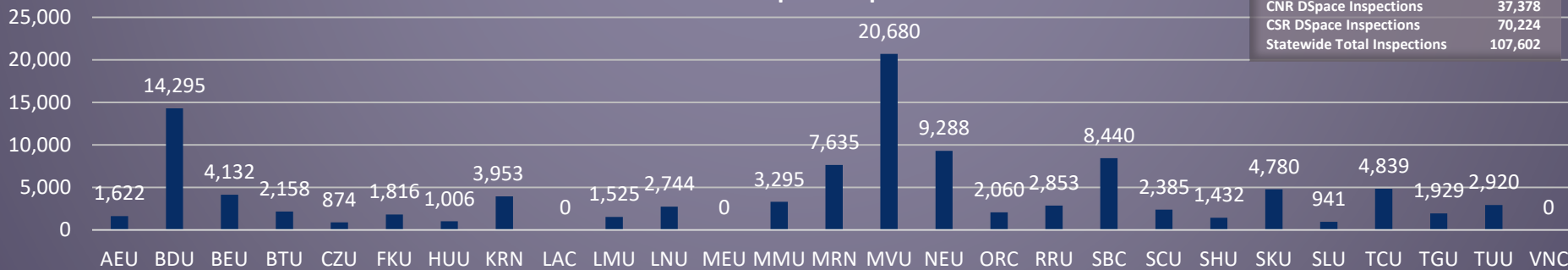
## Prescribed Burns



## Fuel Reduction Projects



## Defensible Space Inspections



	Target	Completed	% Completed
Broadcast/Prescribed Burn	30,000	4,045	13.48%
Combined Fuel Reduction Projects	20,000	4,705	23.53%
Defensible Space Inspections	250,000	107,602	43.04%

FULL 9