



Director's Report to the Board of Forestry

CNRA Auditorium
715 P Street
Sacramento, California



August 16-17, 2022

Resource Management

Forest Practice Program

Forest Practice Administration

- Staff are currently working on timber harvesting guidance documents pursuant to Public Resources Code Section 4592.5 (Assembly Bill 2889, Caballero, Stats. 2018). The draft harvesting plan filing “checklist” document will be circulated for internal and external review this month.

Watershed Protection Program Update

- Exemption/Emergency Notice Monitoring Specialists are making good progress on the second round of post-fire Emergency Notice sampling. The monitoring work is being conducted with Regional Water Board and California Department of Fish & Wildlife staff.
- Staff Biologists are working with California Department of Fish & Wildlife staff to finalize a guidance document to help Registered Professional Foresters and harvesting plan submitters understand CAL FIRE’s expectations for annual Northern Spotted Owl survey data submissions.

Timber Operator Licensing (LTO) and Forest Practice Enforcement Updates:

The following tables summarize LTO and Enforcement Activities since the last report.

Table 1: LTO License Status

Table 2: Active Civil Penalties Case Status

Status	#	Status	# of Cases
New Applications Rec'd	19	Under Review	7
Renewal Applications Rec'd	16	Developed for Signature	8
New Licenses Issued	20	CPO Signed, Mailed, Served	21
Licenses Renewed	9	Hearing(s) to be Scheduled	7
Incomplete Applications Rec'd	3	Settlement Mitigation	6
Applications Returned	17	Payments	21
Refunds Issued	0	Probation	1
Insurance Certificates Rec'd	151	Judgement Needed/Granted	32
		Default/Final Order	11
Total Active Licenses	939	Total	114

Table 3: Forest Practice Civil Penalty Collection

Case Status	# of Cases	Amount Collected	Total Amount Due
Adjudicated	26	\$126,000	\$398,800
Default	51	\$281,700	\$929,580
Paid per CPO	18	\$151,000	\$151,000
Settled	103	\$778,955	\$918,505
Totals	198	\$1,337,655	\$2,397,885

Forest Practice Enforcement Program penalty collection from January 1, 2016, to present. Adjudicated are cases that were decided by hearing. The difference in Amount Collected and Total Amount Due indicates respondent is making payments or a judgement is needed. Penalties collected are deposited in the State's General Fund per (PRC§4601.1(d)).

Administrative Civil Penalty Complaints and Proposed Orders (CPOs) certified mailings are consistently being returned to us unopened/not accepted by respondents who are evading CAL FIRE's service attempts. The Program is drafting a scope of work for a contract request to engage with a personal service contractor to remedy this problem.

Resource Protection and Improvement Program

Urban and Community Forestry

- Staff participated in the California Natural Resources Agency Environmental Justice Roundtable, meeting on August 4-5, 2022.
- Staff are meeting with the Equity Working Group of the State Hazard Mitigation Plan being drafted by the California Office of Emergency Services.
- Staff are contributing to a joint agency workshop for September 9, 2022, on the subject of *Designing and Constructing Sustainable School Facilities and Outdoor Spaces*, in conjunction with the Department of General Services, Division of the State Architect, Office of School Construction, and Department of Education.
- Staff are starting to revise grant guidelines for advertisement in the fall. Some portions of the guidelines will not be able to be completed until remaining state budget negotiations are complete.

Demonstration State Forests

Stewardship Lands Acquisition

- Final acquisition of the Lake Spaulding property, 1,088 acres in Placer County, has been submitted to the Public Works Board for consideration at their September 9, 2022, meeting.

Jackson

- The forest continues to struggle filling vacancies which currently include the Forest Manager (Forester III), Research & Demonstration Program Manager, Forester I in the Research & Demonstration program, and Forester I in Recreation and Roads.
- The Jackson Advisory Group will hold their next meeting in the vicinity of Camp 1 on August 19, 2022.
- A cooperative improvement project of the Manly Gulch Trail on JDSF and Mendocino Woodlands State Park is nearing completion with instillation of the final bridges being done by forest staff assisted by volunteers from the Mendocino Coast Cyclists.
- CAL FIRE has authorized removal of previously felled and yarded logs on the Chamberlain TW timber sale.
- A comprehensive article on the Jackson recreation program was published in the Fort Bragg Advocate on July 28, 2022 ([Jackson Demonstration Forest a great recreation choice – Fort Bragg Advocate-News](#)).

Mountain Home

- Salvage logging continues under the Tub Flat Emergency Notice accepted on July 22, 2022.
- On July 22, 2022, Forest Manager Jim Kral led an inspection tour of four Emergency Notice areas for Regional Water Quality Control Board, California Geological Survey and CAL FIRE staff mainly focused on watercourse crossings.
- Camping activity at both Mountain Home and Balch Park continues to be slow. No campgrounds were full over the 4th of July weekend.
- Three researchers from the University of Montana visited the Tub Flat Emergency notice area where felling operations were ongoing. They measured 25 felled trees for a utilization study. Mountain home was one of many study areas in the western states.
- Native Content Productions shot a Toyota Four-Runner commercial on August 2, 2022. The commercial celebrates the 40-year anniversary of the vehicle.

Soquel

- Forest staff provided an all-day field trip for the Cal Poly 474 forestry class on July 7, 2022. Students learned about State Forest operations and CAL FIRE careers.
- Forest staff provided a tour on July 27, 2022, for a group of high school student interns from the Watsonville Wetlands Watch Climate Corps Leadership Institute to learn about SDSF and CAL FIRE.
- Forest Manager Angela Bernheisel provided a field tour and interview for reporters from the BBC to view crews working on fuel reduction as part of a story about biomass utilization technology being developed in the Bay Area.
- Several emails have been received from mountain biking visitors to complain about the amount of illegal e-bike use at the forest and requesting more enforcement of the prohibition.

Forest Entomology and Pathology

- The program received \$100,000 in the Bipartisan Infrastructure Bill (BIL). The funding will go for invasive forest and urban forest issues around California.
- Mediterranean Oak Borer was positively identified in a dying valley oak just outside of Windsor in Sonoma County. The location is the furthest north that the pest complex has been found. Other sites further north are still being surveyed for potential infestations.
- Emerald Ash Borer has been found infesting an area outside of Portland, Oregon. This is the first known site along the West Coast. California is putting together a rapid response team to deal with the pest if and when it arrives here.

Forest Biometrics

- Forest Biometrics staff met with Jackson Demonstration State Forest staff, including a field tour. This facilitated the development a work plan for current and future inventory and modeling needs for the forest.
- The redesign of the Continuous Forest Inventory at Mountain Home Demonstration State Forest (MHDSF) has been initiated – primarily aimed at training of the MHDSF permanent and seasonal staff on the new plot layout and data collection methodology.

Prescribed Fire

- There are three TREX events for teaching prescribed fire in the Klamath area this year, in the fall. More information is available at Klamath TREX website: [TREX Klamath River Prescribed Fire Training Exchange — Michigan Prescribed Fire Council](#)

Vegetation Management Program

- Summary statistics for Programmatic EIR documents have slightly increased with two additional Chaparral Management Plans (CMP EIR). Two additional Vegetation Treatment Plans (Cal VTP) are in the review process at Sacramento.

EIR	Count	Rx-Planned Acres	Rx-Available Acres
CMP	94	254,764	182,160
VTP	11	9,938	9,818
Total	105	264,702	191,978

Cultural Resources Program

- Native American Day is coming up at the West steps of the Capitol in Sacramento on September 23, 2022, please mark your calendar. There are several exhibitors from many Tribes of California that will be there to interact with California Native American Day.

Environmental Protection

- CEQA classes for CAL FIRE Unit staff are scheduled for the fall. An announcement about the locations and times will be coming soon.

Wildfire Resilience Block Grants Program

- Three projects were selected for funding from the recent Wildfire Resilience Block Grants solicitation, totaling \$10 million for technical and financial assistance to private forestland owners.

Reforestation Services

- The Lewis A. Moran Reforestation Center (LAMRC) has reached its seedling sowing order capacity for 2023 seedlings already. It is mainly comprised of CAL FIRE grant funded reforestation projects, signifying a huge uptick of interest but a general inability to support further private landowner requests. Staff has prepared and is disseminating a listing of outside nurseries who can grow forest seedlings.
- The American Forests \$1 Million grant to fund a Reforestation Cooperative has had its start-up meeting in which their new Reforestation Cooperative Manager and Cone Corps Program Manager were introduced. Both are funded by CAL FIRE grants to assist in greater collaboration and procurement of cones and seeds across ownerships statewide.

California Forest Improvement Program (CFIP)

- Contract processing has picked up pace significantly from 3 projects for the December cut-off, 7 for the February cut-off, 18 for the April cut-off, and now approximately 30 projects for June cut-off.

Forest Legacy Program (FLP)

- Several program staff spent a week in Humboldt and Mendocino County to review new projects as well as perform monitoring for conservation easements CAL FIRE already holds.
- Three projects were received for the federal Forest Legacy Program cut-off. The federal peer review of the three California projects occurred the week of August 1, 2022. The program awaits results.

Climate & Energy Program

Climate Change

- Program coordinated a department response to the 5th Climate Change Assessment survey on gaps in climate science.
- CCIRTS reporting to CARB on GGRF spending during December 2021-June 2022, on Forest Health and Fuels Crews programming was submitted and accepted last month.
- Staff drafted a Success Story Map about the positive fire effects that Forest Health funded Eshom Ecological Restoration Project.
- Climate Change Supervisor Mike Sintetos will begin working for the program on August 22, 2022.

Wildfire & Forest Resilience Task Force

- Governor's Monthly: The Task Force's [August update](#) to the Governor.
- July Task Force Meeting: the [July 21, 2022 Task Force meeting](#) in Sacramento included updates on several key deliverables in the Wildfire and Forest Resilience Action Plan;
- Development of an Interagency Tracking System of acres treated by federal, state, local agencies;
- A demonstration of CAL FIRE's new Fuels Reduction Viewer;
- A summary of the USFS Region 5 Post-Fire Recovery Plan; and

- A presentation on an interagency process to improve and enhance CalTREES, CAL FIRE's online timber harvest permitting system, and enhance CalVTP implementation.
- Task Force Recruits State Coordinator and Communications Coordinator: CNRA is now recruiting for the two new positions to support the Task Force. CAL FIRE will also soon post two new positions. For updates, and to apply, visit the [Task Force LinkedIn](#) page.

Forest Health Program

- Several Forest Health staff supporting emergency incidents including the Electra, Oak, and McKinney fire.
- Office of Program Accountability (OPA) will be conducting an audit on CAL FIRE grantee, Lassen Fire Safe Council. OPA held an entrance conference with the grantee on July 29, 2022.
- Over half of the FY 21-22 Forest Health awards grant agreements have been executed. Majority of grant agreements should be executed in the next couple weeks.
- Forest Health Program continues to plan for a Fall 2022 grant solicitation, including temporary plans if additional forest recovery/reforestation and/or tribal specific funding becomes available.
- Forest Health Program has begun their required monitoring on expired/closed out Forest Health grants. The first week of data collecting field work started August 1, 2022.

Wood Products and Bioenergy

- Met with Forestry and Fire Recruitment staff and UC Berkeley staff on July 8, 2022, to tour and discuss potential training locations on UC property.
- Distributed business and workforce development grant agreements to successful Q1 applicants.
- Reviewed and scored Q2 business and workforce development grant applications and scheduled a review committee meeting to select top applications.
- Reached out to Ampine LLC, whose particle mill in Martell burned on July 25, 2022. Foresters had been consulting with Ampine in 2022 regarding expansion opportunities.
- Assisted the Department of Conservation in drafting their new forest biofuels grant solicitation.

- Hosted a quarterly meeting of CA agencies that support businesses in forest biomass and wood utilization.
- Presented our Workforce Development program to the Colorado Timber Industry Association on July 27, 2022.

Fire and Resource Assessment Program (FRAP)

- Fire Hazard Severity Zone Update – CAL FIRE Unit level review statewide has begun and will be completed by the end of August. A data viewer has been developed to support Unit review.
- Forest Health Research Grant program is finalizing grant guidelines in anticipation of a fall solicitation.

Fire Protection

Fire Protection Program

Law Enforcement/Civil Cost Recovery

- During the month of June 2022, CAL FIRE Law Enforcement officers made 34 arrests and issued 41 citations (non-4291).
 - Through the first six months of 2022, CAL FIRE officers have made 94 arson arrests.
- CAL FIRE Civil Cost Recovery has received \$545,425.00 in recovered fire suppression costs in the month of June.
 - During FY 21-22, CAL FIRE has recovered \$32,150,198.38 in fire suppression costs.
- Between April 29, 2022, and June 14, 2022, CAL FIRE Tulare Unit experienced several arson caused fires in the Porterville, Strathmore and Springville areas. The fires were ignited in areas where cattle operations occur in the SRA. The fires were investigated by CAL FIRE Law Enforcement Officers and determined to be arson caused. On June 12, 2022, a CAL FIRE Law Enforcement operation was mobilized and a suspect was identified. CAL FIRE Officers discovered the suspect was also igniting grass and haystack fires in Tulare County Fire Department (TCFD) jurisdiction. CAL FIRE Officers notified TCFD of the fires and utilized the assistance of their fire investigators.

- On June 14, 2022, CAL FIRE Law Enforcement officers arrested the suspect at their residence in Porterville. The suspect was arrested for eleven (11) counts of arson to forest land PC 451(c), and two (2) counts of arson to property PC 451(d). A bail enhancement was approved by a Judge in the amount of \$1,000,000.
- On June 30, 2022, CAL FIRE Law Enforcement officers arrested a suspect in Siskiyou County. This was the culmination of a CAL FIRE Law Enforcement operation; a team of officers arrested an adult male for a series of vegetation fires. The suspect was charged with six counts of arson to wildland (PC 451) and arson during a state of emergency (PC 454).

Fire Protection Operations

Intel Program

- As of July 1, 2022, the Fire Integrated Real-Time Intelligence System (FIRIS) BCP was approved in the Governor's budget and the two FIRIS platforms have been flying wildland fire incidents throughout the State and providing near to real-time acreage and perimeter updates.
- The ALERTWildfire Camera project has changed names and it now called the ALERTCalifornia site. There are currently 172 CAL FIRE sponsored cameras in the network.
- As of July 1, 2022, the web hub has been published and is now available on the internet <https://fireforecast.caloes.ca.gov>. The physical location for the WFTIIC has been identified and will be in the CAL FIRE Intel office OES building E. This location will be temporary until the SOC remodel is completed.

Aviation Management Unit (AMU)/Tactical Air Operations (TAO)

- CAL FIRE aviation programs supported the Department in the first "official" incident related night flying water drops on the Electra Fire on July 6, 2022. The helicopter conducted 17 water drops averaging 700 gallons per event for a total of 12,000 gallons delivered, and we are currently assisting with night operations in support of the Oak Fire in Mariposa County
- Night Vision Goggle training was completed for the Hemet Ryan Helitack Base (Riverside Unit).

These night-flying milestones involved many programs, Departments, as well as political and Agency support, to bring to the operation to fruition. We would like to thank all of those who had a part in making this possible and supporting the program.

- The C-130 Retardant Delivery System (RDS) Executive Steering Committee (ESC) meeting took place virtually on June 28, 2022. Key topics of discussion were the introduction of new Executive Steering Committee members, the Request for Economic Adjustment (REA) by Coulson to the United States Air Force, and potential impacts to aircraft delivery based on the current Integrated Master Schedule (IMS).

- The aviation program also participated in an on-site Joint Powers Working Group (JPWG) at a Coulson facility in Port Alberni, B.C. Canada on July 25, 2022, to help expedite the project. We would like to thank Dr. JP Peloquin (Dr. P) from the USAF for proposing the possibility of CAL FIRE participating in the modification process, therefore, potentially moving the proposed location from Lockheed Martin in Greenville, SC to CAL FIRE facilities at our Aviation Management Unit in Sacramento. The second Test Plan Working Group (TPWG) is set for August 8-11, 2022, at Warner Robins, GA., where we hope to continue discussions on this potential option. The first C-130H RDS completion is estimated for the 1st QTR of 2024.
- As of August 1, 2022, all 18 contracted Exclusive Use helicopters for 2022, with the majority of them being the larger Type I's, will be in place strategically located throughout the state.

Mobile Equipment Program

- Vehicles orders continue to come in sporadically, with all major manufacturers projecting the same fleet vehicle delivery schedule of 1-2 years out from the time of order.
- In response to ongoing thefts at the Davis Mobile Equipment facility, the security fence contract has been awarded and is projected for 6-8 weeks for installation.
- Research on increased rollover protection for our engines is ongoing.

Hired Equipment

- The CAL FIRE Hired Equipment Program participated in a meeting with the California Highway Patrol (CHP) to assist CHP in the development of non-fire incident logistical support processes for their agency/personnel. CHP is hoping to incorporate some of the best practices developed by CAL FIRE/the Fire Service into the non-fire incident logistics needs for their agency.

Cooperative Fire Program

Conservation Camp Program

- The current statewide strength of Type I Hand Crews is 51 California Department of Corrections and Rehabilitation (CDCR) crews staffed out of a total of 152 funded, and 24 California Conservation Corps (CCC) Crews staffed out of 29 total allocated. There are an additional 18 Crews that are staffed but unavailable for statewide response: 12 CDCR Crew with a crew strength of less than 12, and 6 CCC Crews that are lacking Corpsmembers and are not Type I. That leaves CAL FIRE with a total of 75 Type I Hand Crews available for statewide response out of 182 CDCR and CCC funded crews.
- There is currently one Conservation Camp (2 crews) on 14-day quarantine due to COVID.

- The current CDCR inmate crew strength is 810 inmates out of the allocated 2584, leaving the Conservation Camp Program with a shortage of 1774 inmates. The total CDCR Camp population is at 48% with a crew capacity of 31%.

Fire Crew Program

- 13 out of 13 California National Guard Crews are Type I and available for statewide response.
- 24 of 25 CAL FIRE Hand Crews funded through the 2021 and 2022 Governor's Budget Acts are Type I and available for statewide response.
 - 1 of the 25 is staffed and in the training process.
- 2 of the 7 augmentation CAL FIRE Hand Crews funded through the Fall Augmentation BCP are Type I and available for statewide response.
 - 5 of the 7 CAL FIRE Hand Crews are staffed and in the training process.

Local Government Program

- The Cooperative Fire Local Government Program continues to improve and provide transparency for our local government cooperators. This is being done utilizing additional question and answer summaries for the areas of Amador agreements and agreement qualification criteria, along with detailed PowerPoints highlighting priority topics.

State/Federal Programs

- Bryan Giambone has filled the Deputy Chief of State and Federal Programs position effective July 4, 2022. Chief Giambone promoted from the Santa Clara Unit.
- CAL FIRE is managing the Infrastructure Investment and Jobs Act (IIJA), a new federal grant for workshops, equipment, and purchases.
- There have been two FMAGs this season, the Coastal Incident in Orange County and the Oak Incidents in Madera County. Both have received FEMA approval. The Fact Sheet was received and distributed to all agencies for the Coastal incident in Orange County.
- State and Federal Programs is continuing to meet with Portugal regarding the MOU between CAL FIRE and Portugal. This will be a cooperative agreement to share technology, science, policy, procedure, and education.
- CAL FIRE is reviewing the "Catch A Special Thrill (C.A.S.T.)" MOU with the Department of Water Resources (DWR). The MOU will provide disabled and disadvantaged children the ability to fish and experience wildlife and water safety.

Safety/EMS Program

- The Office of Program Accountability Fiscal Year 2022-23 Audit Plan has been approved. The following assurance audits and consulting engagement are scheduled:
 - Applying Lean to the Contracting Process Consulting Engagement – In Progress
 - Technical Services – Capital Outlay Program Audit – In Progress
 - Local Government Agreement Audit – In Progress
 - Accounts Payable Assurance Audit – New
 - Information Technology Assets Assurance Audit – New
 - Statewide Travel Program Assurance Audit – New
 - Employee Support Services Assurance Audit – New
 - Various Grantee State Audits – New
- The [Office of Program Accountability](#) page on the CAL FIRE intranet has been updated (e.g., core values, leadership values, external audit link, updated charters, updated contact information).

Training Program

- The Statewide Training Committee AdHoc Working Group met at the Training Center the week of July 18, 2022, and spent 3 days reviewing the progress and implementation of recommendations adopted by Executive in May of 2022. The following came from this meeting:
 - Minor changes to the Training Standards Policy (4002), with clarifying language in support of Fire Protection Training Standards (4064) – submission for approval is pending.
 - Made changes to Fire Protection Training Standards (4064) – submission for approval is pending.
 - Review of the Company Officer Academy (COA) course plan/curriculum – no changes are recommended.
 - Recommend that the Ad Hoc group remain intact through January 2024 to assist the Training Center and Department with implementation of new Firefighter I and Firefighter II training standards
 - Development of a memo to provide to the Units and Region to provide a path/options to meet the new Firefighter I training standards and to prepare employees to attend the Firefighter Academy at the Training Centers.
- Southern Region Training in conjunction with Northern Region Training and the Training Working Group is meeting in Riverside the week of August 1, 2022, to develop Power Points in support of the Units CAL FIRE Firefighter I training – Structural, HazMat, Wildland, and Fire Protection Orientation.

- On July 14, 2022, SubJAC met via Microsoft Teams:
 - Approved the proposed 11-Week Heavy Fire Equipment Operator Academy Course Plan, Course Calendar, and Heavy Fire Equipment Operator Employee Development Guide (4021). Next will be review and approval by the Statewide Training Committee on August 18, 2022.
 - Review and approved six (6) Open List Fire Captain Training Plans
- A SubJAC Ad Hoc Working Group has been formed to update the Joint Apprenticeship Committee (JAC) progress notebooks for all three classifications – Firefighter II, Fire Apparatus Engineer, and Heavy Fire Equipment Operator (HFEO).
 - HFEO is the first progress notebook to be evaluated.
 - HFEO group consists of Northern and Southern Region JAC Coordinators, the HFEO Academy Class Coordinator, and cadre members/subject matter experts.

Office of the State Fire Marshal

Community Wildfire Preparedness and Mitigation Division

- Staff traveled to the Insurance Institute for Business & Home Safety (IBHS) to participate in one of the experiments that is part of the [Structure Separation Experiment](#) (SSE) being funded by CAL FIRE. The SSE is being conducted in three phases and looks at the complex relationship of structure-to-structure fire spread. The experiment we witnessed at IBHS's facility went very well.
- Headwaters Economics in collaboration with IBHS released a new report called [Construction Costs for a Wildfire-Resistant Home: California Edition](#). This is a follow up report to the [Building a Wildfire-Resistant Home: Codes and Costs](#) report released in 2018. The California Edition report compares the cost of constructing a home to three different levels of wildfire resistance in California.
- The State Fire Marshal's Wildfire Mitigation Advisory Committee continues to meet monthly and provides a forum for addressing wildfire preparedness and mitigation issues of statewide concern. During the last meeting on July 19, 2022, the committee received a presentation from CalOES and CAL FIRE on the [California Wildfire Mitigation Program](#) and from the Department of Conservation on the [Regional Forest and Fire Capacity Program](#). The next meeting will be held on Tuesday August 16, 2022, from 1:00 PM to 3:00 PM. Please visit our [Wildfire Mitigation Advisory Committee](#) webpage for more detail.

Land Use Planning

- Land Use Planning/Safety Elements:
 - Numerous Safety Element Assessments (SEAs) moving forward statewide. Many SEAs will likely to be presented at August Resource Protection Committee meeting.
 - Working on filling some staffing vacancies in Sacramento, specifically tasked with Fire Hazard Severity Zone (FHSZ) support and rollout.
- Fire Safe Regulations:
 - Look forward to the see the process moving forward.
 - Program staff assisting Board staff with public comments.
- Subdivision Review:
 - Numerous cities and counties in progress now.
- Firewise USA:
 - 542 communities in good standing, with more than 290 in progress.
 - Staff are fielding lots of inquiries statewide as interest in the program continues to grow.
- Staff are engaged in numerous other ongoing activities including: OSFM Statutes and Regulations class, State Hazard Mitigation Plan update, training for local planners, and FHSZ update.

Wildfire Prevention Grants

- The CAL FIRE Grants Management Unit continues to work with successful grantees from the June 1, 2022, announcement to establish the grant agreements.
- The CAL FIRE Wildfire Prevention Grants Program anticipates opening its next open solicitation period in September or October. Visit the [Wildfire Prevention Grants](#) webpage for updates on grant opportunities and sign up for our [CAL FIRE Grants](#) email service.
- The Program is planning to hold a workshop prior to the next solicitation to get feedback from stakeholders on potential improvements to the Program.

Pre-Fire Planning

- Annual Unit Fire Plans will be posted to the public website in August.
- Fire Hazard Severity Zone SRA review training and Unit/Contract County review started on August 2, 2022, and will be completed by September 9, 2022.
- CalMAPPER Quality Assurance/Quality Control is underway with Units and Programs and will be completed October 1, 2022.
- CAL FIRE recently launched a new online interactive fuels reduction viewer, which provides a look at completed fuels reduction projects over the last two fiscal years (20/21 and 21/22). The viewer can be found on the new webpage: [CAL FIRE Focus on Fuels Reduction](#).

California Incident Data and Statistics

National Fire Incident Reporting System (NFIRS):

- Implementing NFIRS Quality Assurance reports using the eNFIRS analytics tools to improve the timeliness, validity, and consistency of California NFIRS reporting.
- Uploaded all of California's 2021 NFIRS data to the national database.
- California has now fully transitioned to the new eNFIRS importing process.
- 2021 Redbook Review:
 - Completed program review.
 - Currently in progress at the Regions.

Wildfire Preparedness

- Defensible Space:
 - 2022 to-date we have completed more than 120,000 Defensible Space inspections. This is up by more than 22,900 for the same timeframe last year.
 - For the first time in our program history, we met and exceeded the CAL FIRE goal of 250,000 defensible space inspections within the fiscal year. The program completed 289,255 inspections between July 1, 2021, and June 30, 2022.
 - Delivery of the statewide defensible space curriculum will continue in 2023. The feedback from our pilot classes was positive. Dates will be published soon to begin filling classes for 2023.

- Home Hardening:
 - Established a JPA with Cal OES designed to develop a state home hardening initiative (California Wildfire Mitigation Program) to retrofit, harden, and create defensible space for homes at high risk to wildfires, focusing on high socially vulnerable communities and providing financial assistance for low- and moderate-income households.
 - Successfully developed training curriculum and reference material for home hardening assessors to use in the evaluation of applicant properties of the California Wildfire Mitigation Program.
 - Conducted Home Hardening Assessor Training for San Diego and Shasta Counties to home hardening assessors with new app updates. More training sessions are planned for additional counties.
 - Created an intensive home hardening assessment application for assessors to use in the evaluation of applicant properties of the California Wildfire Mitigation Program.
 - Updated the Self-Assessment application to include more home hardening aspects so citizens can evaluate their home. This app lets the user know how their home measures up to today's defensible space and home hardening regulations and recommendations.
 - Meeting with new communities to expand the California Wildfire Mitigation Program.
- Damage Inspection:
 - 181 single family residence destroyed and 26 damaged so far in 2022.
- DINS personnel are deployed at the McKinney Fire in Siskiyou County. The damage inspection numbers above do not reflect the McKinney Fire numbers.
- Burn Permits:
 - The new automated online application is in beta testing now and is expected to be released in early 2023.

Utility Wildfire Mitigation

- Continue to assist the Office of Energy Infrastructure Safety (OEIS) in the review of the 2022 Wildfire Mitigation Plan (WMP) reviews for the Investor-Owned Utilities (IOU).

Update:

- July 5 - Energy Safety approved San Diego Gas & Electric's 2022 WMP.
- July 20 - Energy Safety approved Southern California Edison's 2022 WMP.
- July 22 - Energy Safety issued revision notice for Bear Valley Electric Service.

- July 28 Draft Decision was released for public comment for Independent Transmission Operators Transbay Cable and Horizon West.
- Review of Pacific Gas & Electric, PacifiCorp, and Liberty utilities WMP's continues.
- Completed utility-related ignition analysis comparing 2020 to 2021 using CPUC's IOU reportable ignitions.
- Working on filling a Battalion Chief vacancy within the program.
- CAL FIRE leadership participated on the dais for the Public Safety Power Shutoff Pre-Season Preparedness Briefings with CPUC commissioners and executives from CalOES, Energy Safety, and the utilities.
- Finalized Powerline Fire Prevention Field Guide Equipment Identification Pocket Guide updates through a working group and the pocket guides are currently in the printing phase. Will be distributing the pocket guides to all CAL FIRE Units.

CALENDAR YEAR 2022
TIMBER HARVESTING INFORMATION THROUGH August 01, 2022

Note: This information is for Timber Harvesting Plans and Nonindustrial Timber Management Plans submitted to the Department during a calendar year. The numbers are the cumulative totals for the calendar year as of the specific date

Year Comparison	Coast (Santa Rosa)		Cascade (Redding)		Riverside (South)		Sierra (Fresno)		Totals	
	2021	2022	2021	2022	2021	2022	2021	2022	2021	2022
THPs Received	75	88	36	23	1	3	10	5	122	119
THPs Returned	26	34	14	4	1	1	5	3	46	42
THPs Pre-Harvest Inspections	77	75	27	22	0	2	8	4	112	103
THPs with NON-Concurrence	0	0	0	0	0	0	0	0	0	0
THPs Denied	0	1	0	0	0	0	0	0	0	1
THPs Approved	78	65	37	21	0	3	6	5	121	94
THP Approved Acres	21,144	20,190	19,576	9,719	0	29	2,666	929	43,385	30,867

Year Comparison	Coast (Santa Rosa)		Cascade (Redding)		Riverside (South)		Sierra (Fresno)		Totals	
	2021	2022	2021	2022	2021	2022	2021	2022	2021	2022
NTMPs Received	2	6	3	1	0	0	0	1	5	8
NTMPs Returned	1	4	2	0	0	0	0	1	3	5
NTMPs Pre-Harvest Inspections	4	2	3	1	0	0	1	0	8	3
NTMPs Denied	0	0	0	0	0	0	0	0	0	0
NTMPs Approved	4	1	2	1	0	0	0	0	6	2
NTMP Approved Acres	474	250	384	617	0	0	0	0	858	867
NTMPs with NON-Concurrences	0	0	0	0	0	0	0	0	0	0
NTOs Received	55	67	7	2	0	0	2	2	64	71

Year Comparison	Coast (Santa Rosa)		Cascade (Redding)		Riverside (South)		Sierra (Fresno)		Totals	
	2021	2022	2021	2022	2021	2022	2021	2022	2021	2022
WFMPs Received	0	0	0	0	0	0	0	0	0	0
WFMPs Returned	0	0	0	0	0	0	0	0	0	0
WFMPs Pre-Harvest Inspections	0	0	0	0	0	0	0	0	0	0
WFMPs with NON-Concurrence	0	0	0	0	0	0	0	0	0	0
WFMPs Denied	0	0	0	0	0	0	0	0	0	0
WFMPs Approved	0	0	0	0	0	0	0	0	0	0
WFMPs Approved Acres	0	0	0	0	0	0	0	0	0	0

**CALENDAR YEAR 2022
TIMBER HARVESTING INFORMATION THROUGH August 01, 2022**

Note: This information is for Timber Harvesting Plans and Nonindustrial Timber Management Plans submitted to the Department during a calendar year. The numbers are the cumulative totals for the calendar year as of the specific date



The State of California and the Department of Forestry and Fire Protection make no representations or warranties regarding the accuracy of data or maps. Neither the State nor the Department shall be liable under any circumstances for any direct, special, incidental, or consequential damages with respect to any claim by any user or third party on account of or arising from the use of data or maps.

Acres represent those reported on the Notice as accepted by the Department and may not reflect actual operations on the ground.

Data Source: CalTREES

California Forest Practice Rules - Exemptions and Emergency Notices
Accepted by the Department of Forestry and Fire Protection through August 01, 2022

Rule	Type of Exemption	Admin Area	2021		2022	
			Number of Plans	Acres	Number of Plans	Acres
1038(b) (03/2019)	10 Percent Dead, Dying Diseased, Fuelwood, or Woody Debris v2019	Cascade (Redding)	186	1,263,939	131	702,654
		Coast (Santa Rosa)	37	395,263	39	394,102
		Riverside (South)	1	4	1	240
		Sierra (Fresno)	38	36,939	34	60,917
		Totals	262	1,696,145	205	1,157,913
1038(a)&(b)	10% Dead, Dying or Diseased Fuelwood or Split Products	Cascade (Redding)				
		Coast (Santa Rosa)				
		Riverside (South)				
		Sierra (Fresno)				
		Totals	0	0	0	0
1038.6 (03/2019)	Butte Post Fire Recovery	Cascade (Redding)				
		Coast (Santa Rosa)				
		Riverside (South)				
		Sierra (Fresno)				
		Totals	0	0	0	0
1038(a) (03/2019)	Christmas Trees	Cascade (Redding)	7	160,296	4	159,839
		Coast (Santa Rosa)				
		Riverside (South)				
		Sierra (Fresno)	1	14	1	14
		Totals	8	160,310	5	159,853
1038(k)	Drought Mortality	Cascade (Redding)				
		Coast (Santa Rosa)				
		Riverside (South)				
		Sierra (Fresno)				
		Totals	0	0	0	0
	Drought Mortality and Unmerchantable Sawlog v2019	Cascade (Redding)	15	5,074	44	52,681
		Coast (Santa Rosa)	1	7	5	4,322
		Riverside (South)				
		Sierra (Fresno)	75	2,857	10	1,624
		Totals	91	7,938	59	58,627
1038(j)	Forest Fire Prevention PILOT Project	Cascade (Redding)				
		Coast (Santa Rosa)				
		Riverside (South)				
		Sierra (Fresno)				
		Totals	0	0	0	0
1038(i)	Forest Fire Prevention Project	Cascade (Redding)				
		Coast (Santa Rosa)				
		Riverside (South)				
		Sierra (Fresno)				
		Totals	0	0	0	0

California Forest Practice Rules - Exemptions and Emergency Notices
Accepted by the Department of Forestry and Fire Protection through August 01, 2022

Rule	Type of Exemption	Admin Area	2021		2022	
			Number of Plans	Acres	Number of Plans	Acres
1038.3 (03/2019)	Forest Fire Prevention v2019	Cascade (Redding)	13	1,615	12	904
		Coast (Santa Rosa)	20	984	28	1,514
		Riverside (South)	1	267	2	328
		Sierra (Fresno)	2	98		
		Totals	36	2,964	42	2,746
1104.1(a)	Less than 3 Acre Conversion	Cascade (Redding)	132	213	77	105
		Coast (Santa Rosa)	37	69	42	95
		Riverside (South)			1	0
		Sierra (Fresno)	19	24	20	23
		Totals	188	306	140	223
1038(l)	Oak Woodland Management (effective 01/01/2018)	Cascade (Redding)				
		Coast (Santa Rosa)				
		Riverside (South)				
		Sierra (Fresno)				
		Totals	0	0	0	0
1038(e) (03/2019)	Oak Woodland Management v2019	Cascade (Redding)				
		Coast (Santa Rosa)	7	46	10	162
		Riverside (South)				
		Sierra (Fresno)				
		Totals	7	46	10	162
1038(m)	Post Fire Recovery (effective 01/01/2018)	Cascade (Redding)				
		Coast (Santa Rosa)				
		Riverside (South)				
		Sierra (Fresno)				
		Totals	0	0	0	0
1038.5 (03/2019)	Post Fire Recovery v2019	Cascade (Redding)				
		Coast (Santa Rosa)				
		Riverside (South)				
		Sierra (Fresno)				
		Totals	0	0	0	0
	Post Fire Recovery v2020	Cascade (Redding)	19	212	14	18
		Coast (Santa Rosa)	26	170	6	2
		Riverside (South)				
		Sierra (Fresno)	13	39	11	42
		Totals	58	421	31	62
1104.1(b)&(c)	Public / Private Utility Right-of-Way	Cascade (Redding)	22	264,734	28	932,103
		Coast (Santa Rosa)	47	9,322	23	1,773
		Riverside (South)	2	1,420		
		Sierra (Fresno)	17	10,719	35	29,810
		Totals	88	286,195	86	963,686

California Forest Practice Rules - Exemptions and Emergency Notices
Accepted by the Department of Forestry and Fire Protection through August 01, 2022

Rule	Type of Exemption	Admin Area	2021		2022	
			Number of Plans	Acres	Number of Plans	Acres
1038(f) (03/2019)	Small Timberland Owner	Cascade (Redding)	1	30	2	69
		Coast (Santa Rosa)	1	39		
		Riverside (South)				
		Sierra (Fresno)				
		Totals	2	69	2	69
1038(c)	Structure Protection (0 to 150 feet)	Cascade (Redding)				
		Coast (Santa Rosa)				
		Riverside (South)				
		Sierra (Fresno)				
		Totals	0	0	0	0
1038(c) (03/2019)	Structure Protection (0 to 150 feet) v2019	Cascade (Redding)	133	496	68	199
		Coast (Santa Rosa)	87	224	93	334
		Riverside (South)				
		Sierra (Fresno)	34	272	3	4
		Totals	254	992	164	537
1038(c)(6)	Structure Protection (150 to 300 feet) Includes exemptions previously submitted with both 0-150ft and 150-300ft options	Cascade (Redding)				
		Coast (Santa Rosa)				
		Riverside (South)				
		Sierra (Fresno)				
		Totals	0	0	0	0
1038(c)(6) (03/2019)	Structure Protection (150 to 300 feet) v2019	Cascade (Redding)	9	20	5	39
		Coast (Santa Rosa)	25	99	36	143
		Riverside (South)				
		Sierra (Fresno)	1	0	1	1
		Totals	35	119	42	183
1038(d)	Substantially Damaged Unmerchantable Sawlog	Cascade (Redding)				
		Coast (Santa Rosa)				
		Riverside (South)				
		Sierra (Fresno)				
		Totals	0	0	0	0
1038(g)	Woody Debris and Slash Removal	Cascade (Redding)				
		Coast (Santa Rosa)				
		Riverside (South)				
		Sierra (Fresno)				
		Totals	0	0	0	0
All Exemptions	Grand Total	1,029	2,155,505	786	2,344,061	

Type of 1052 Emergency Notice		2021		2022						
		Admin Area	Number of Plans	Acres	Number of Plans	Acres				
Notice of Emergency Timber Operations		Cascade (Redding)	132	25,352	119	46,158				
		Coast (Santa Rosa)	127	11,476	25	1,894				
		Riverside (South)								
		Sierra (Fresno)	26	1,379	40	10,629				
		Totals	285	38,207	184	58,681				
<u>Emergency Conditions</u> More than one condition can be selected per Notice of Emergency Timber Operations - acreage may be reflected multiple times *Others may include multiple emergency conditions		Drought		Cascade (Redding)	4	2,049	8	1,393		
				Coast (Santa Rosa)						
				Riverside (South)						
				Sierra (Fresno)	1	64				
				Totals	5	2,113	8	1,393		
				Fire		Cascade (Redding)	127	24,061	111	44,723
						Coast (Santa Rosa)	123	10,733	24	1,664
						Riverside (South)				
						Sierra (Fresno)	21	1,163	18	4,256
						Totals	271	35,957	153	50,643
				Insects		Cascade (Redding)	5	899	12	3,700
						Coast (Santa Rosa)	3	76	1	144
						Riverside (South)				
						Sierra (Fresno)	2	66	3	1,544
						Totals	10	1,041	16	5,388
				*Others		Cascade (Redding)	152	38,305	150	66,117
				Coast (Santa Rosa)	12	531	27	2,298		
				Riverside (South)						
				Sierra (Fresno)	8	261	9	4,019		
				Totals	172	39,097	186	72,434		
Fuel Hazard Reduction (RM65)		Cascade (Redding)	3	243	5	1,641				
		Coast (Santa Rosa)			1	86				
		Riverside (South)								
		Sierra (Fresno)			1	51				
		Totals	3	243	7	1,778				
Fuel Hazard Reduction		Cascade (Redding)								
		Coast (Santa Rosa)								
		Riverside (South)								
		Sierra (Fresno)								
		Totals	0	0	0	0				
Sudden Oak Death Disease		Cascade (Redding)								
		Coast (Santa Rosa)								
		Riverside (South)								
		Sierra (Fresno)								
		Totals	0	0	0	0				



CAL FIRE Detailed Fuel Reduction Project Report (Current FY) Report generated on 8/10/2022 at 09:25 AM

For work performed from 07/01/2022 to 07/31/2022
Data current as of 08/10/2022

Progress Toward Targets	Treated Acres	Target Acres (FY 22/23)	Percent of Target
Broadcast Burn	88.9	N/A	N/A
Combined Fuel Reduction*	447.3	N/A	N/A
TOTAL	536.2	100,000	0.54%

* Combined Fuel Reduction includes activity for Fuel Reduction, Fuel Break, and Right of Way Clearance objectives

Summary by Unit			Treated Acres					
Region	Unit	# Projects	Broadcast Burn	Fuel Reduction	Fuel Break	ROW Clearance	Total	
NORTH	AEU	Amador-El Dorado Unit	4	4.4	3.4	0	11.4	19.2
NORTH	BTU	Butte Unit	4	0	34.0	0	0	34.0
NORTH	CZU	San Mateo-Santa Cruz Unit	1	0	2.5	0	0	2.5
NORTH	HUU	Humboldt-Del Norte Unit	2	0	0	0.5	0	0.5
NORTH	LMU	Lassen-Modoc Unit	0	0	0	0	0	0
NORTH	LNU	Sonoma-Lake-Napa Unit	1	0	0	0	7.0	7.0
NORTH	MEU	Mendocino Unit	5	0	16.7	0	21.7	38.4
NORTH	MRN	Marin CFD	3	0	76.5	0	0	76.5
NORTH	NEU	Nevada-Yuba-Placer Unit	3	0	5.0	0	8.0	13.0
NORTH	SCU	Santa Clara Unit	1	0	1.9	0	0	1.9
NORTH	SHU	Shasta-Trinity Unit	3	0	1.9	0	0	1.9
NORTH	SKU	Siskiyou Unit	1	0	0	0	6.0	6.0
NORTH	TGU	Tehama-Glenn Unit	0	0	0	0	0	0
SOUTH	BDU	San Bernardino Unit	2	0	0	36.8	1.0	37.8
SOUTH	BEU	San Benito-Monterey Unit	1	0	0	2.1	0	2.1
SOUTH	FKU	Fresno-Kings Unit	4	0	17.0	29.0	0	46.0
SOUTH	KRN	Kern CFD	0	0	0	0	0	0
SOUTH	LAC	Los Angeles CFD	5	0	0	0	28.6	28.6
SOUTH	MMU	Madera-Mariposa-Merced Unit	2	0	0.8	3.5	0	4.3
SOUTH	MVU	San Diego Unit	3	0	8.4	0	5.0	13.4
SOUTH	ORC	Orange CFD	0	0	0	0	0	0
SOUTH	RRU	Riverside Unit	1	0	15.2	0	0	15.2
SOUTH	SBC	Santa Barbara CFD	2	0	77.0	0	20.0	97.0
SOUTH	SLU	San Luis Obispo Unit	0	0	0	0	0	0
SOUTH	TCU	Tuolumne-Calaveras Unit	0	0	0	0	0	0
SOUTH	TUU	Tulare Unit	2	84.5	1.3	0	0	85.8
SOUTH	VNC	Ventura CFD	3	0	5.3	0	0	5.3
STATEWIDE		53	88.9	266.8	71.9	108.6	536.2	

Cal VTP Projects		Treated Acres				Total
		Broadcast Burn	Fuel Reduction	Fuel Break	ROW Clearance	
N-CZU	Estrada Ranch VTP	0	2.5	0	0	2.5
S-FKU	VTP Sequoia Lake	0	3.0	0	0	3.0
Cal VTP Totals			5.5	0	0	5.5

Fire Plan Projects		Treated Acres				Total
		Broadcast Burn	Fuel Reduction	Fuel Break	ROW Clearance	
N-AEU	California Tahoe Conservancy	0	1.4	0	0	1.4
N-AEU	Fallen Leaf FD	0	0	0	11.4	11.4
N-AEU	State Parks Alpine FR	0	2.0	0	0	2.0
N-AEU	Sutter Hill Station	4.4	0	0	0	4.4
N-BTU	Butte County Infrastructure	0	10.0	0	0	10.0
N-HUU	HUMBOLDT REDWOOD CO FUELS REDUCTION	0	0	0	0	0
N-HUU	HUU Fuels Reduction	0	0	0.5	0	0.5
N-LNU	County Road 78A	0	0	0	7.0	7.0
N-MEU	ACOE Lake Mendocino	0	9.5	0	0	9.5
N-MEU	Brooktrails Fuels Reduction	0	0.8	0	0	0.8
N-MEU	Howard Forest Fuel Reduction	0	4.0	0	0	4.0
N-MEU	Little River Airport	0	2.5	0	0	2.5
N-MEU	Sherwood Corridor Ingress and Egress Roadside Fuel Reduction	0	0	0	21.7	21.7
N-MRN	Loma Alta Fire Road 2022	0	18.0	0	0	18.0
N-MRN	Skywalker Ranch 2022	0	30.5	0	0	30.5
N-NEU	2020 Cal Trans - Nevada CNTY	0	0	0	8.0	8.0
N-NEU	Bear Yuba Land Trust	0	1.0	0	0	1.0
N-NEU	Caltrans - Sierra 2019	0	4.0	0	0	4.0
N-SCU	Pacheco Peak	0	1.9	0	0	1.9
N-SHU	Backbone Ridge	0	1.4	0	0	1.4
N-SKU	Siskiyou Co Flood	0	0	0	6.0	6.0
S-BDU	Pilot Rock	0	0	0	1.0	1.0
S-BDU	Upper Little Bear	0	0	36.8	0	36.8
S-BEU	Laurel Springs-Hennicksons Ridge Fuel Break	0	0	2.1	0	2.1
S-FKU	Cressman Fuel Break Expansion	0	14.0	0	0	14.0
S-FKU	Highway 180 Pre Suppression Line	0	0	0	0	0
S-FKU	Old Bretz	0	0	29.0	0	29.0
S-LAC	East End System	0	0	0	5.4	5.4
S-LAC	Helispot Fuel Break	0	0	0	4.0	4.0
S-LAC	High Country System	0	0	0	2.3	2.3
S-LAC	Malibu System	0	0	0	4.8	4.8
S-LAC	Santa Clarita System	0	0	0	12.1	12.1
S-MMU	Jailbreak	0	0.8	0	0	0.8
S-MMU	SNF Good Neighbor Fuel Break	0	0	3.5	0	3.5
S-MVU	La Jolla Truck Trail	0	5.4	0	0	5.4

Fire Plan Projects		(continued from previous page)	Treated Acres				Total
			Broadcast Burn	Fuel Reduction	Fuel Break	ROW Clearance	
Unit	Project						
S-MVU	Suncrest Truck Trail		0	0	0	5.0	5.0
S-MVU	Tierra Del Sol Fuel Break		0	3.0	0	0	3.0
S-RRU	IdyllWildPineCove		0	15.2	0	0	15.2
S-SBC	San Antonio Creek		0	2.0	0	0	2.0
S-TUU	Success Rx Burn		84.5	0	0	0	84.5
S-VNC	Harmon Canyon		0	1.0	0	0	1.0
S-VNC	Helispots		0	0.3	0	0	0.3
S-VNC	Upper Ojai Grazing		0	4.0	0	0	4.0
Fire Plan Totals		43 projects	88.9	132.5	71.9	88.6	381.9

VMP Projects			Treated Acres				
Unit	Project		Broadcast Burn	Fuel Reduction	Fuel Break	ROW Clearance	Total
N-BTU	Loafer Creek LLC HFR		0	4.0	0	0	4.0
N-BTU	Loafer Creek VMP		0	0	0	0	0
N-BTU	Swedes Flat VMP		0	20.0	0	0	20.0
N-MRN	Tappan Road Fuel Reduction Project		0	28.0	0	0	28.0
N-SHU	DASH VMP		0	0.5	0	0	0.5
N-SHU	Williams Ranch		0	0	0	0	0
S-TUU	Posey VMP		0	1.3	0	0	1.3
VMP Totals		7 projects	0	53.8	0	0	53.8

Wildfire Prevention Grant Projects			Treated Acres				
Unit	Project		Broadcast Burn	Fuel Reduction	Fuel Break	ROW Clearance	Total
S-SBC	5GA20114 - Tepusquet VMP		0	75.0	0	20.0	95.0
Wildfire Prevention Grant Totals		1 projects	0	75.0	0	20.0	95.0

Summary by Program			Treated Acres				
Program	# Projects		Broadcast Burn	Fuel Reduction	Fuel Break	ROW Clearance	Total
Cal VTP	2		0	5.5	0	0	5.5
Fire Plan	43		88.9	132.5	71.9	88.6	381.9
Forest Health	0		0	0	0	0	0
VMP	7		0	53.8	0	0	53.8
Wildfire Prevention Grants	1		0	75.0	0	20.0	95.0
STATEWIDE	53		88.9	266.8	71.9	108.6	536.2

CAL FIRE Detailed Fuels Reduction Project Report - REPORT DEFINITIONS

Purpose

This report provides fuels reduction accomplishments for CAL FIRE implemented and CAL FIRE grant-funded activities. Mandatory fuels reduction targets are established annually by CAL FIRE Director for acres of broadcast prescribed burning and acres of fuels treatment, including chipping, thinning, pile burning, fuel breaks etc. This is an expanded version of the old CAL FIRE Fuels Reduction Activity Report (aka FRAR), and includes projects from the Forest Health Program and Wildfire Prevention Grants program. Information is presented in both a summary table as well as by project. The project list and treated acres are only reported for relevant activities carried out in the period requested and entered as of the report run date. This report is produced monthly and provided to the California Natural Resources Agency and the Governor's Office.

This Version of the Report

This version of the report pulls from the same semi-static extract of the CalMAPPER data which is used for the online CAL FIRE Fuel Reduction Projects dashboard. It reflects the state of the data as of the "Data Current as of" date indicated in the subtitle of this report, which is when the extract was created. This may differ from the data in the live CalMAPPER database, which can be obtained from the "Live" version of this report instead.

Information Included in This Report

- Only includes Active and Completed treatment activities in the period of interest.
- Only includes activities identified with one of the treatment objectives described below. This inherently excludes CFIP projects.
- Fire Plan, VMP and CalVTP categories only includes activities where CAL FIRE or Contract County gray book resources are committed.
- Wildfire Prevention Grant and Forest Health Program accomplishments are based on invoices received & entered in CalMAPPER. Invoices are often received a month or more after the activity occurred, resulting in a potential delay before projects and acres are represented in this report. Initial onboarding efforts of these programs into CalMAPPER may also cause a delay in reporting grant accomplishments.
- Program/Unit summary tables may not include all Programs/Units if they don't have accomplishments in CalMAPPER at the report run time for the period of interest.
- A project with Wildfire Prevention Grant funding is categorized as Wildfire Prevention Grants for this report (except for Cal VTP projects which remain as Cal VTP).

Definitions

Treated Acres: This number represents the total acreage of fuel reduction activities (Chipping, Mastication, Thinning, Piling, Burning, etc.) completed within the relevant date period, summarized by Treatment Objective and by project. Activities not tracked in acres will not be included in this number (ex: Number of trees felled, miles of dozer line, hours of limbing and bucking, etc). A project with all 0s in these fields indicates that all activity for the time period were measured in non-acres units of measure. Activities may overlap in space.

Treatment Objectives: Assigned in CalMAPPER to a location and group of activities conducted to accomplish a specific objective. A single project may have multiple treatment objectives.

- **Broadcast Burn** - A Prescribed Fire objective. Broadcast Burn is the controlled application of fire to wildland fuels in their natural or modified state over a predefined area, often conducted to reduce wildland fire fuel loads, restore ecological health of an area, or to clear vegetation.
- **Fuel Reduction** - Work conducted in an area where the primary objective is to reduce fuel load. This objective excludes prescribed burning. However, fuels reduction may be used to record activities conducted to reduce fuel loads or change fuel arrangement in advance of a prescribed fire treatment objective. Pile Burning activities are also included under Fuel Reduction.
- **Fuel Break** - An area of modified vegetation that provides a safe location from which to fight fire, and which reduces fire spread, duration and intensity. Fuel breaks sometimes contain flammable vegetation.
- **Right of Way Clearance** - Also known as Roadway Clearance. Work conducted on a fire road or other roads to keep them in a usable condition.



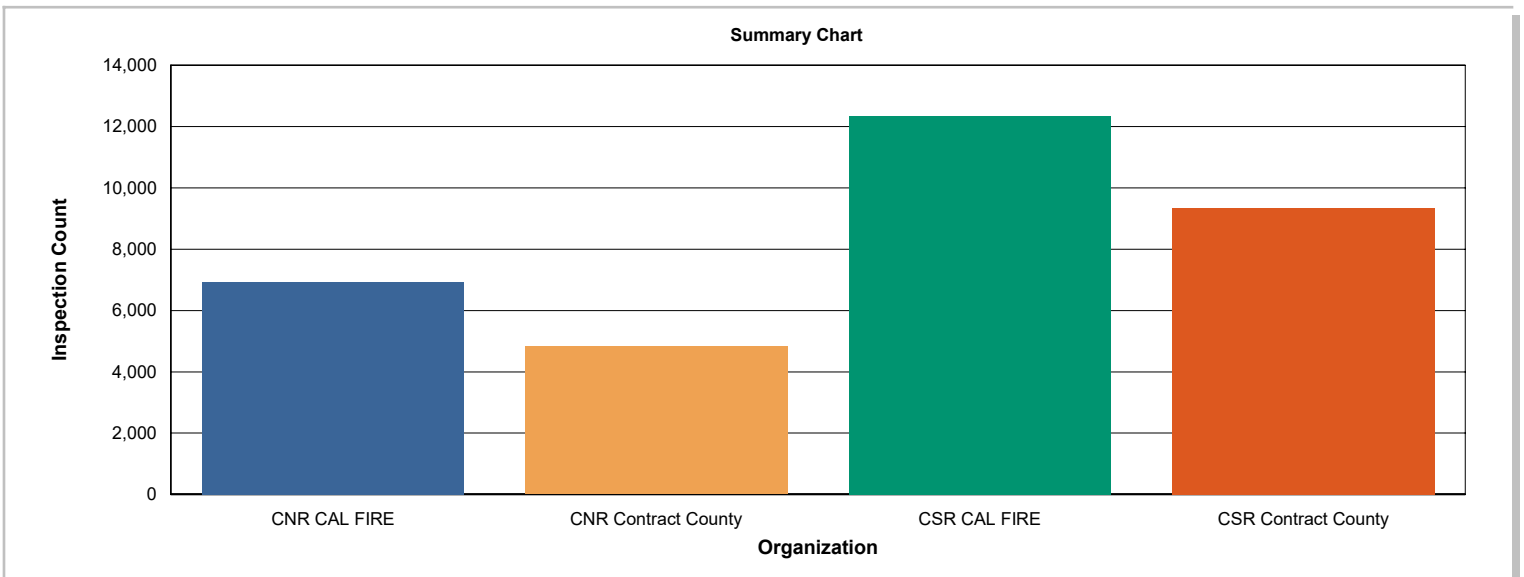
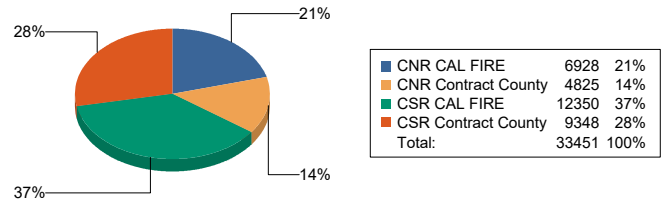
STATEWIDE SUMMARY

07/01/2022 to 07/31/2022

	Un - inspected Totals	Non Compliant Totals	Compliant Totals	Inspection Totals	Citation Count	Inspection Hrs:Min	Education Hrs:Min	VIP Hrs:Min
NORTHERN REGION								
CNR CAL FIRE	397	1,498	5,033	6,928	0	1,200:10	509:10	0:00
CNR Contract County	0	2,086	2,739	4,825	0			0:00
NORTHERN Totals	397	3,584	7,772	11,753	0	1,200:10	509:10	0:00
SOUTHERN REGION								
CSR CAL FIRE	501	1,651	10,198	12,350	2	2,144:10	580:00	0:00
CSR Contract County	18	566	8,764	9,348	163	1,241:15	200:40	0:00
SOUTHERN Totals	519	2,217	18,962	21,698	165	3,385:25	780:40	0:00
Report Totals	916	5,801	26,734	33,451	165	4,585:35	1,289:50	0:00

DSpace Inspection Percentage

Statewide Target	Target Inspections	Inspections Completed	% Complete
Inspections	250,000	33,451	13 %





Department of Forestry and Fire Protection
 Defensible Space Inspection
Defensible Space Activity Report - Summary (Live Data)

STATEWIDE SUMMARY, continued

07/01/2022- 07/31/2022

	Un - inspected Totals	Non Compliant Totals	Compliant Totals	Inspection Totals	Citation Count	Inspection Hrs:Min	Education Hrs:Min	VIP Hrs:Min
NORTHERN REGION								
<u>CAL FIRE</u>								
DSI Totals	359	1,462	4,438	6,259	0	1,091:25	477:20	0:00
Other Totals	38	36	595	669	0	108:45	96:50	8:00
CAL FIRE Totals	397	1,498	5,033	6,928	0	1,200:10	574:10	8:00
<u>Contract County</u>								
Other Totals	0	2,086	2,739	4,825	0			0:00
Contract County Totals	0	2,086	2,739	4,825	0			0:00
NORTHERN Totals	397	3,584	7,772	11,753	0	1,200:10	574:10	8:00
SOUTHERN REGION								
<u>CAL FIRE</u>								
DSI Totals	486	1,417	8,805	10,708	2	1,921:30	550:55	0:00
Other Totals	15	234	1,393	1,642	0	222:40	42:05	0:00
CAL FIRE Totals	501	1,651	10,198	12,350	2	2,144:10	593:00	0:00
<u>Contract County</u>								
DSI Totals	0	1	14	15	0	3:15	2:45	0:00
Other Totals	18	565	8,750	9,333	163	1,238:00	217:25	0:00
Contract County Totals	18	566	8,764	9,348	163	1,241:15	220:10	0:00
SOUTHERN Totals	519	2,217	18,962	21,693	165	3,385:25	813:10	0:00



Department of Forestry and Fire Protection
 Defensible Space Inspection
Defensible Space Activity Report - Summary (Live Data)

UNIT SUMMARY

07/01/2022 - 07/31/2022

	Un - inspected Totals	Non Compliant Totals	Compliant Totals	Inspection Totals	Citation Count	Inspection Hrs:Min	Education Hrs:Min	VIP Hrs:Min
NORTHERN REGION								
<u>CAL FIRE</u>								
AEU	8	157	213	378	0	81:35	28:45	0:00
BTU	28	281	240	549	0	139:55	52:45	0:00
CZU	18	40	298	356	0	78:15	106:05	0:00
HUU	1	71	86	158	0	35:25	33:10	8:00
LMU	73	96	583	752	0	87:50	37:55	0:00
LNU	67	189	447	703	0	164:20	87:30	0:00
MEU	25	92	447	564	0	57:30	24:50	0:00
NEU	3	234	783	1,020	0	141:45	63:30	0:00
SCU	20	5	139	164	0	22:15	12:10	0:00
SHU	58	86	337	481	0	75:00	48:25	0:00
SKU	34	97	535	666	0	74:00	29:35	0:00
TGU	62	150	925	1,137	0	242:20	49:30	0:00
CAL FIRE Totals	397	1,498	5,033	6,928	0	1,200:10	574:10	8:00
<u>Contract County</u>								
MRN	0	2,086	2,739	4,825	0			0:00
Contract County Totals	0	2,086	2,739	4,825	0			0:00
NORTHERN REGION Totals	39	3,584	7,772	11,753	0	1,200:10	574:10	8:00



Department of Forestry and Fire Protection
 Defensible Space Inspection
Defensible Space Activity Report - Summary (Live Data)

UNIT SUMMARY

07/01/2022 - 07/31/2022

	Un - inspected Totals	Non Compliant Totals	Compliant Totals	Inspection Totals	Citation Count	Inspection Hrs:Min	Education Hrs:Min	VIP Hrs:Min
SOUTHERN REGION								
<u>CAL FIRE</u>								
BDU	1	129	845	975	0	84:45	49:45	0:00
BEU	35	49	581	665	0	174:05	66:15	0:00
FKU	13	184	443	640	0	55:30	6:10	0:00
MMU	45	155	558	758	0	189:15	31:10	0:00
MVU	156	367	4,212	4,735	0	814:30	177:45	0:00
RRU	8	149	365	522	0	146:55	86:15	0:00
SLU	119	24	1,482	1,625	0	240:50	62:15	0:00
TCU	2	410	259	671	0	79:40	20:20	0:00
TUU	122	184	1,453	1,759	2	358:40	93:05	0:00
CAL FIRE Totals	501	1,651	10,198	12,350	2	2,144:10	593:00	0:00
<u>Contract County</u>								
KRN	0	158	1,251	1,409	159	226:15	0:00	0:00
LAC	15	314	7,250	7,579	4	949:00	189:50	0:00
ORC	3	94	263	360	0	66:00	30:20	0:00
Contract County Totals	18	566	8,764	9,348	163	1,241:15	220:10	0:00
SOUTHERN REGION Totals	519	2,217	18,962	21,698	16	3,385:25	813:10	0:00



Department of Forestry and Fire Protection
 Defensible Space Inspection
Defensible Space Activity Report - Summary (Live Data)

JOB POSITION SUMMARY

07/01/2022 - 07/31/2022

	Un - inspected Totals	Non Compliant Totals	Compliant Totals	Inspection Totals	Citation Count	Inspection Hrs:Min	Education Hrs:Min	VIP Hrs:Min
NORTHERN REGION								
<u>CAL FIRE</u>								
DSI								
AEU	6	157	100	263	0	69:35	28:30	0:00
BTU	28	281	240	549	0	139:55	52:45	0:00
CZU	7	27	123	157	0	35:25	43:45	0:00
HUU	1	71	86	158	0	35:25	21:10	0:00
LMU	73	91	544	708	0	83:20	36:50	0:00
LNU	67	187	425	679	0	156:05	83:45	0:00
MEU	25	92	447	564	0	57:30	24:50	0:00
NEU	3	234	783	1,020	0	141:45	63:30	0:00
SCU	0	1	8	9	0	3:30	3:00	0:00
SHU	54	83	332	469	0	71:50	46:35	0:00
SKU	33	88	425	546	0	54:45	23:10	0:00
TGU	62	150	925	1,137	0	242:20	49:30	0:00
DSI Totals	359	1,462	4,438	6,259	0	1,091:25	477:20	0:00
Other								
AEU	2	0	113	115	0	12:00	0:15	0:00
CZU	11	13	175	199	0	42:50	62:20	0:00
HUU	0	0	0	0	0	0:00	12:00	8:00
LMU	0	5	39	44	0	4:30	1:05	0:00
LNU	0	2	22	24	0	8:15	3:45	0:00
SCU	20	4	131	155	0	18:45	9:10	0:00
SHU	4	3	5	12	0	3:10	1:50	0:00
SKU	1	9	110	120	0	19:15	6:25	0:00
Other Totals	38	36	595	669	0	108:45	96:50	8:00
CAL FIRE Totals	397	1,498	5,033	6,928	0	1,200:10	574:10	8:00
<u>Contract County</u>								
Other								
MRN	0	2,086	2,739	4,825	0			0:00
Other Totals	0	2,086	2,739	4,825	0			0:00
Contract County Totals	0	2,086	2,739	4,825	0			0:00
NORTHERN REGION Totals	397	3,584	7,772	11,753	0	1,200:10	574:10	8:00



Department of Forestry and Fire Protection
 Defensible Space Inspection
Defensible Space Activity Report - Summary (Live Data)

JOB POSITION SUMMARY

07/01/2022 - 07/31/2022

	Un - inspected Totals	Non Compliant Totals	Compliant Totals	Inspection Totals	Citation Count	Inspection Hrs:Min	Education Hrs:Min	VIP Hrs:Min
SOUTHERN REGION								
<u>CAL FIRE</u>								
DSI								
BDU	1	129	842	972	0	83:45	49:15	0:00
BEU	28	45	552	625	0	165:05	60:30	0:00
FKU	13	184	443	640	0	55:30	6:10	0:00
MMU	44	147	530	721	0	180:00	28:10	0:00
MVU	149	355	3,210	3,714	0	663:00	156:45	0:00
RRU	8	106	209	323	0	123:40	75:15	0:00
SLU	119	23	1,411	1,553	0	234:40	62:15	0:00
TCU	2	244	155	401	0	57:10	19:30	0:00
TUU	122	184	1,453	1,759	2	358:40	93:05	0:00
DSI Totals	486	1,417	8,805	10,708	2	1,921:30	550:55	0:00
Other								
BDU	0	0	3	3	0	1:00	0:30	0:00
BEU	7	4	29	40	0	9:00	5:45	0:00
MMU	1	8	28	37	0	9:15	3:00	0:00
MVU	7	12	1,002	1,021	0	151:30	21:00	0:00
RRU	0	43	156	199	0	23:15	11:00	0:00
SLU	0	1	71	72	0	6:10	0:00	0:00
TCU	0	166	104	270	0	22:30	0:50	0:00
Other Totals	15	234	1,393	1,642	0	222:40	42:05	0:00
CAL FIRE Totals	501	1,651	10,198	12,350	2	2,144:10	593:00	0:00
<u>Contract County</u>								
DSI								
LAC	0	1	14	15	0	3:15	2:45	0:00
DSI Totals	0	1	14	15	0	3:15	2:45	0:00
Other								
KRN	0	158	1,251	1,409	159	226:15	0:00	0:00
LAC	15	313	7,236	7,564	4	945:45	187:05	0:00
ORC	3	94	263	360	0	66:00	30:20	0:00
Other Totals	18	565	8,750	9,333	163	1,238:00	217:25	0:00
Contract County Totals	18	566	8,764	9,348	163	1,241:15	220:10	0:00
SOUTHERN REGION Totals	51	2,217	18,962	21,698	16	3,385:25	813:10	0:00

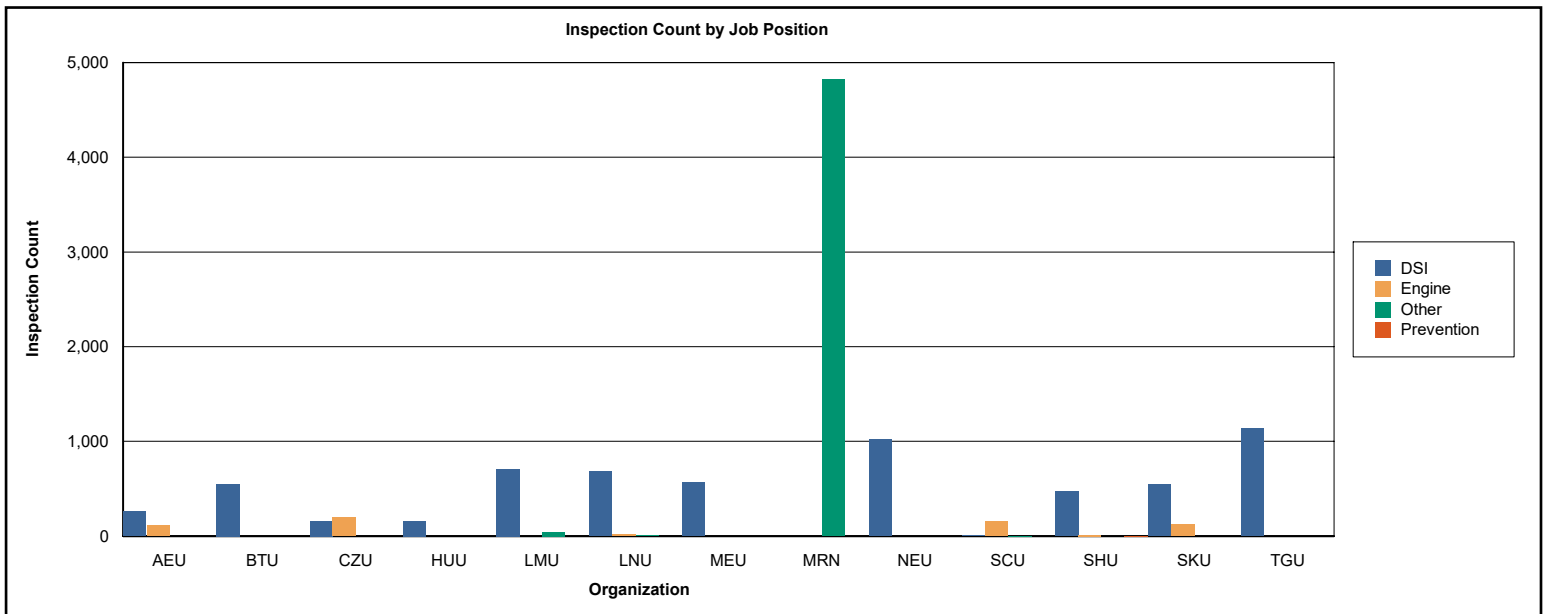


Department of Forestry and Fire Protection
 Defensible Space Inspection
Defensible Space Activity Report - Summary (Live Data)

JOB POSITION CATEGORY

07/01/2022 - 07/31/2022

	DSI	Engine	Prevention	Federal Agency	Local Government	VIP	Other	Total
NORTHERN REGION								
<u>CAL FIRE</u>								
AEU	263	115	0	0	0	0	0	378
BTU	549	0	0	0	0	0	0	549
CZU	157	199	0	0	0	0	0	356
HUU	158	0	0	0	0	0	0	158
LMU	708	0	0	0	0	0	44	752
LNU	679	18	0	0	0	0	6	703
MEU	564	0	0	0	0	0	0	564
NEU	1,020	0	0	0	0	0	0	1,020
SCU	9	152	0	0	0	0	3	164
SHU	469	11	1	0	0	0	0	481
SKU	546	120	0	0	0	0	0	666
TGU	1,137	0	0	0	0	0	0	1,137
CAL FIRE Totals	6,259	615	1	0	0	0	53	6,928
<u>Contract County</u>								
MRN	0	0	0	0	0	0	4,825	4,825
Contract County Totals	0	0	0	0	0	0	4,825	4,825
NORTHERN REGION Totals	6,259	615	1	0	0	0	4,878	11,753



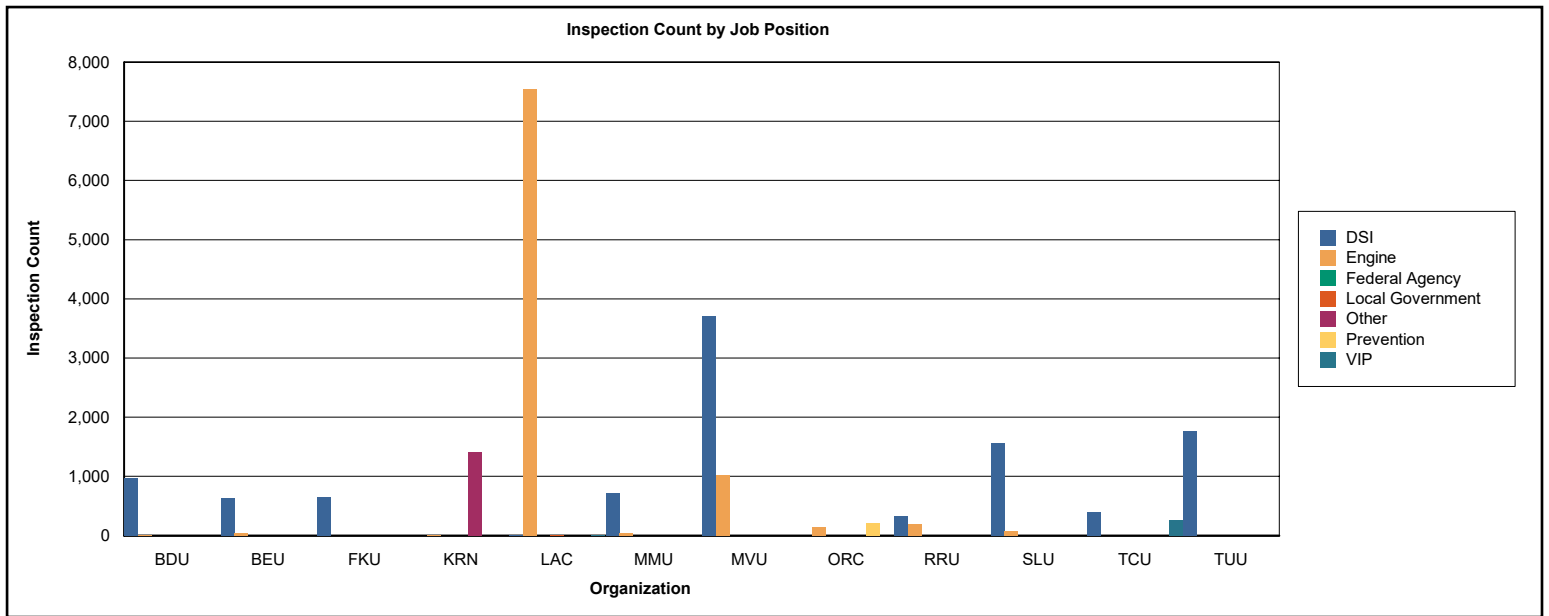


Department of Forestry and Fire Protection
 Defensible Space Inspection
Defensible Space Activity Report - Summary (Live Data)

JOB POSITION CATEGORY

07/01/2022 - 07/31/2022

	DSI	Engine	Prevention	Federal Agency	Local Government	VIP	Other	Total
SOUTHERN REGION								
<u>CAL FIRE</u>								
BDU	972	3	0	0	0	0	0	975
BEU	625	40	0	0	0	0	0	665
FKU	640	0	0	0	0	0	0	640
MMU	721	37	0	0	0	0	0	758
MVU	3,714	1,020	0	1	0	0	0	4,735
RRU	323	199	0	0	0	0	0	522
SLU	1,553	72	0	0	0	0	0	1,625
TCU	401	0	0	0	0	270	0	671
TUU	1,759	0	0	0	0	0	0	1,759
CAL FIRE Totals	10,708	1,371	0	1	0	270	0	12,350
<u>Contract County</u>								
KRN	0	2	0	0	0	0	1,407	1,409
LAC	15	7,542	1	0	14	7	0	7,579
ORC	0	149	211	0	0	0	0	360
Contract County Totals	15	7,693	212	0	14	7	1,407	9,348
SOUTHERN REGION Totals	10,723	9,064	212	1	14	277	1,407	21,698



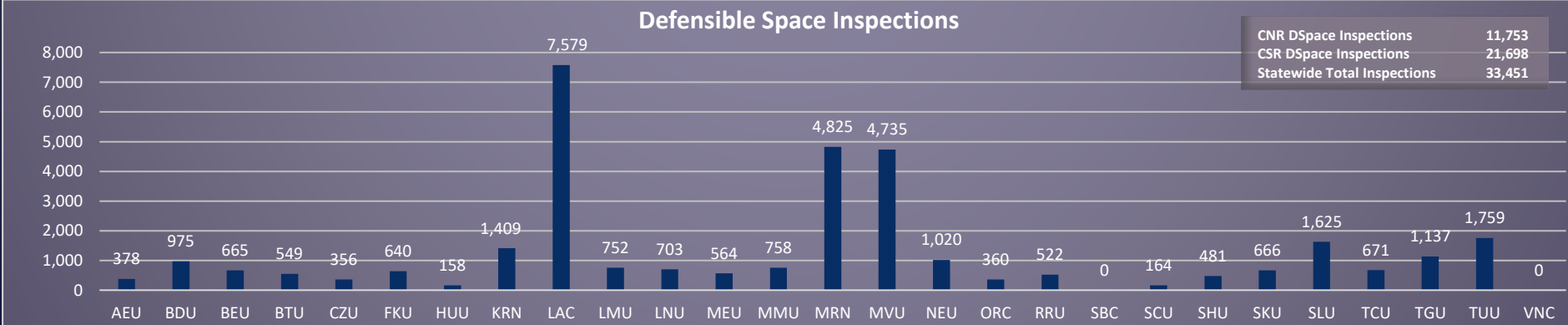
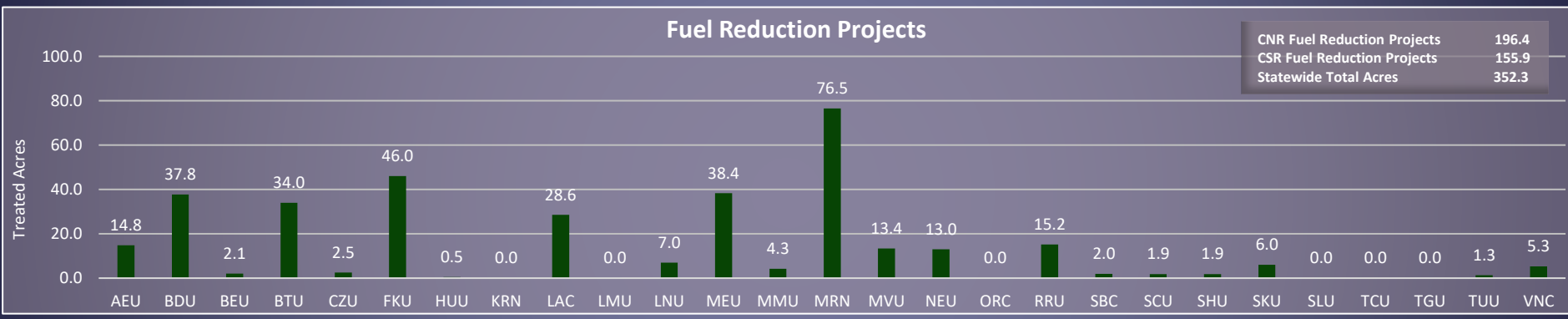
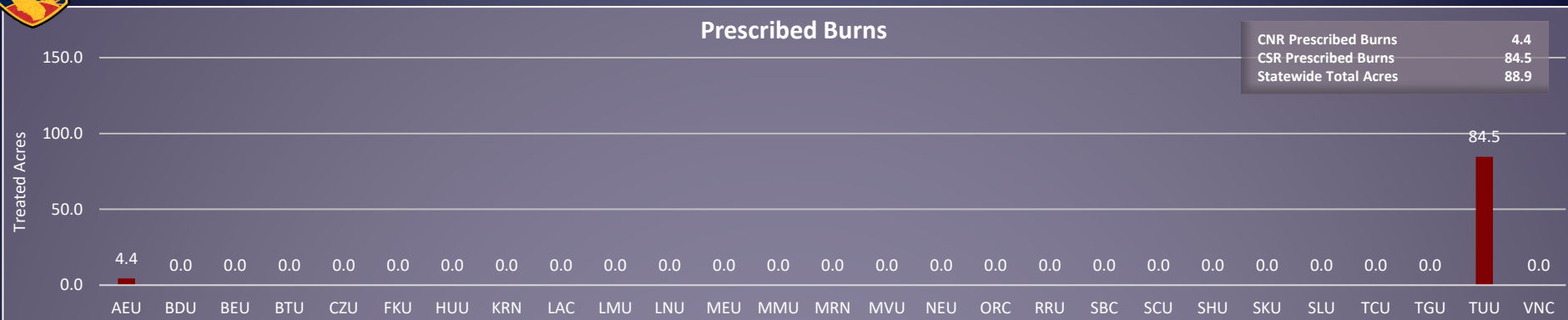


DEFINITIONS:

CAL FIRE Citations	Criminal citation issued by a CAL FIRE peace office due to continued non-compliance with PRC 4291. Defendant must go to court and possibly pay a fine.
Compliant Inspections	Inspections conducted on properties that are compliant with PRC 4291.
Contact County Citation	Administrative action taken by the county due to continued non-compliance with PRC 4291. Involves hiring a company to abate the hazard(s) on the property and bill the property owner for the work performed.
Defensible Space Inspection	The inspection of a property to ensure compliance with PRC 4291.
Defensible Space Inspector (DSI)	Personnel hired to exclusively perform defensible space inspections.
Education Hours	All CAL FIRE paid and VIP incident hours (FC42) Hours @ DSpace Inspection (Contact Hours) and Education Hours tracked using Survey 123.
Inspection Hours	Hours conducting defensible space inspections.
Inspection Total	Total number of compliant, non-compliant and uninspected inspections.
Inspections, DSI	Defensible space inspections performed by DSIs.
Inspections, Other	Defensible space inspections performed by engine companies, prevention personnel, or employees other than DSIs.
Non-Compliant Inspections	Inspections conducted on properties that are not compliant with PRC 4291.
Uninspected	Inspections that could not be conducted on properties for compliance with PRC 4291 due to uncooperative property owner, locked gate, noted fortification, inaccessible, animals, or another reason.
VIP Hours	Education Hours performed by VIP (Non Incident Hours)
Volunteer in Prevention (VIP)	Individual citizens and public service groups that supplement and extend CAL FIRE's fire prevention and public education program. Non-incident related.



Unit Fire Prevention Activities* – FY 2022-2023 (July 1, 2022 – July 31, 2022)



Completed
 Combined Fuel Reduction Projects*
 (Mechanical & Prescribed Burn) 441.2

Target 250,000 **Completed** 33,451 **% Completed** 13.38%

**Excluding grants*